

PDL/SEC./SE/2011-12/

April 19, 2011

National Stock Exchange of India Ltd.
"Exchange Plaza"
Bandra-Kurla Complex, Bandra (E),
Mumbai – 400 051

Bombay Stock Exchange Ltd.
Phiroze Jeejeebhoy Tower
Dalal Street,
Mumbai – 400 001

Delhi Stock Exchange Limited
DSE House,
3/1, Asaf Ali Road,
New Delhi – 110002

Dear Sirs,

Scrip Code No. : PARSVNATH – EQ (NSE); 532780 (BSE); 470013 (DSE)

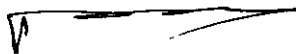
Subject: Clause 35 of the Listing Agreement – Shareholding Pattern

Pursuant to the provisions of Clause 35 of the Listing Agreement with the Stock Exchange, please find enclosed herewith the Shareholding pattern of the Company as on March 31, 2011.

Please acknowledge the receipt.

Thanking You,

Yours faithfully
For Parsvnath Developers Ltd.




(V. Mohan)
Company Secretary

Encl.: As above


(I) (a) Statement showing Shareholding Pattern

Name of the Company: Parsvnath Developers Limited	ISIN No. INE561H01026
Scrip Code: PARSVNATH - EQ (NSE) : 532780 (BSE) : 470013 (DSE)	As on : March 31, 2011
Name of Scrip, class of Security - Equity Shares	

Partly paid-up shares	No. of partly paid-up shares	As a % of total No. of partly paid-up shares	As a % of total no. of shares of the Company
Held by promoter/promoter group	0	0	0
Held by public	0	0	0
Total	0	0	0
Outstanding convertible securities	No. of outstanding securities	As a % of total No. of outstanding convertible securities	As a % of total no of shares of the company, assuming full conversion of the convertible securities
Held by promoter/promoters group	0	0	0
Held by public	0	0	0
Total	0	0	0
Warrants	No. of warrants	As a % of total no of warrants	As a % of total no of shares of the company assuming full conversion of warrants
Held by promoter/promoters group	0	0	0
Held by public	0	0	0
Total	0	0	0
Total paid-up capital of the company assuming full conversion of warrants and convertible securities	0	0	0



Category Code	Category of Shareholder	Number of Shareholders	Total Number of Shares	Number of shares held in dematerialized form	Total Shareholding as a percentage of total number of shares		Shares pledged or otherwise encumbered	
					As a % of (A+B) ³	As a % of (A+B+C)		
(I)	(II)	(III)	(IV)	(V)	(VI)	(VII)	(VIII)	(IX) = (VIII) / (IV) * 100
(A)	Shareholding of Promoter and Promoter Group²							
	Indian							
(a)	Individuals/Hindu Undivided Family ⁵	14	24,77,78,400	24,77,78,400	56.93684	56.93684	19,56,73,372	78.97112
(b)	Central Government/State Government(s)	-	-	-	-	-	-	-
(c)	Bodies Corporate	1	4,65,87,200	4,65,87,200	10.70524	10.70524	3,35,55,590	72.02749
(d)	Financial Institutions/Banks	-	-	-	-	-	-	-
(e)	Any other (Specify)	-	-	-	-	-	-	-
(e-1)	Relatives of Promoters	4	83,200	83,200	0.01912	0.01912	-	-
	Sub-Total (A)(1)	19	29,44,48,800	29,44,48,800	67.66120	67.66120	22,92,28,962	77.85019
	Foreign							
(a)	Individuals (Non-Resident Individuals/Foreign Individuals)	-	-	-	-	-	-	-
(b)	Bodies Corporate	-	-	-	-	-	-	-
(c)	Institutions	-	-	-	-	-	-	-
(d)	Any Other (Specify)	-	-	-	-	-	-	-
	Sub-Total (A)(2)	-	-	-	-	-	-	-
	Total Shareholding of Promoter and Promoter Group (A) = A(1) + A(2)	19	29,44,48,800	29,44,48,800	67.66120	67.66120	22,92,28,962	77.85019
(B)	Public Shareholding³							
(1)	Institutions							
(a)	Mutual Funds/UTI	-	-	-	-	-	-	-
(b)	Financial Institutions/Banks	10	16,60,372	16,60,372	0.38154	0.38154	-	-
(c)	Central Government/State Government(s)	-	-	-	-	-	-	-
(d)	Venture Capital Funds	-	-	-	-	-	-	-
(e)	Insurance Companies	-	-	-	-	-	-	-
(f)	Foreign Institutional Investors	40	4,08,76,607	4,08,76,607	9.39301	9.39301	-	-
(g)	Foreign Venture Capital Investors	-	-	-	-	-	-	-
(h)	Any other (Specify)	-	-	-	-	-	-	-
	Sub-Total (B)(1)	50	4,25,36,979	4,25,36,979	9.77454	9.77454	NA	NA
(2)	Non-Institutions							
(a)	Bodies Corporate	1,633	5,20,81,569	5,20,81,569	11.96779	11.96779	-	-
(b)	Individuals	2,25,685	3,52,38,429	3,52,17,386	8.09742	8.09742	-	-
	Sub-Total (B)(2)	53	45,26,760	45,26,760	1.04020	1.04020	-	-
	Total Public Shareholding (B) = (B)(1) + (B)(2)	103	5,20,81,569	5,20,81,569	11.96779	11.96779	-	-
	Total (A) + (B)	2,35,203	43,51,81,170	43,51,81,170	100.00000	100.00000	22,92,28,962	92.67438
(C)	Shares held by custodians and against which Depository Receipts have been issued							
(1)	Promoter and Promoter group	-	-	-	-	-	-	-
(2)	Public	-	-	-	-	-	-	-
	GRAND TOTAL (A) + (B) + (C)	2,35,203	43,51,81,170	43,51,81,170	100.00000	100.00000	22,92,28,962	92.67438



1 For determining public shareholding for the purpose of Clause 40A.
2 For definitions of "Promoter" and "Promoter Group", refer to Clause 40A.
3 For definitions of "Public Shareholding", refer to Clause 40A.
4 NA - Not Applicable
5 '2' (Two) Individuals & '1' (One) HUF belonging to Promoters Group holding '14' (Fourteen) accounts.

(I) (b)	Statement showing shareholding of persons belonging to the category "Promoter and Promoter Group"	Total Shares held		Shares Pledged or otherwise encumbered		
		Serial No.	Name of the Shareholder	Number	As a % of Grand Total (A) + (B) + (C)	Number
(I)	(II)	(III)	(IV)	(V)	(VI) = (V) / (III) * 100	(VII)
1	Mr. Pradeep Kumar Jain*	9,14,68,656	21.01852	7,46,87,212	81.65334	17.16233
2	Mrs. Nutan Jain**	4,29,20,000	9.86256	2,60,00,000	60.57782	5.97452
3	Pradeep Kumar Jain & Sons HUF***	11,33,89,744	26.05576	9,49,86,160	83.76962	21.82681
4	Parasnath And Associates Private Limited	4,65,87,200	10.70524	3,35,55,590	72.02749	7.71072
5	Mr. Sanjeev Kumar Jain	21,600	0.00496	-	0.00000	0.00000
6	Mr. Sheetal Prasad Jain	21,600	0.00496	-	0.00000	0.00000
7	Ms. Neelam Jain	24,000	0.00551	-	0.00000	0.00000
8	Dr. Rajeev Jain	16,000	0.00368	-	0.00000	0.00000
	Total	29,44,48,800	67.66120	22,92,28,962	77.85019	52.67438

* Holding shares in 7 demat accounts.

** Holding shares in 2 demat accounts.

*** Holding shares in 5 demat accounts

(I) (c)	Statement showing Shareholding of persons belonging to the category "Public" and holding more than 1% of the total number of shares					
Serial No.	Name of the Shareholder	Number of Shares	Shares as a percentage of total number of shares (i.e. Grand Total (A) + (B) + (C) indicated in statement at para (I)(a) above)			
1	FIDELITY SECURITIES FUND FIDELITY BLUE CHIP GROWTH FUND	2,17,71,340	5.00282			
2	VCM LIMITED, MAURITIUS	93,00,000	2.13704			
	Total	3,10,71,340	7.13986			



(I) (d) Statement showing details of locked-in shares

Serial No.	Name of the Shareholder	Category of Shareholder (Promoter/Public)	Number of locked-in shares	Locked-in shares as a percentage of total number of shares {i.e. Grand Total (A) + (B) + (C) indicated in statement at para (I)(a) above}
NIL				
TOTAL				

(II) (a) Statement showing details of Depository Receipts (DRs)

Serial No.	Type of outstanding DR (ADRs, GDRs, SDRs, etc)	Number of outstanding DRs	Number of shares underlying outstanding DRs	Shares underlying outstanding DRs as a percentage of total number of shares {i.e. Grand Total (A) + (B) + (C) indicated in statement at para (I)(a) above}
NIL				
TOTAL				

(II) (b) Statement showing Holding of Depository Receipts (DRs), where underlying shares are in excess of 1% of the total number of shares

Serial No.	Name of the DR Holder	Type of outstanding DR (ADRs, GDRs, SDRs, etc.)	Number of shares underlying outstanding DRs	Shares underlying outstanding DRs as a percentage of total number of shares {i.e. Grand Total (A) + (B) + (C) indicated in statement at para (I)(a) above}
NIL				
TOTAL				



(III) (a) **Statement showing the voting pattern of shareholders, if more than one class of shares/securities is issued by the issuer.**
 (Give description of voting rights for each class of security.
 Class X:
 Class Y:
 Class Z:)

Category code	Category of shareholder	Number of Voting Rights held in each class of securities			Total Voting Rights (III+IV+V)	Total Voting Rights i.e. (VI)	
		Class X (III)	Class Y (IV)	Class Z (V)		As a percentage of (A+B) (VII)	As a percentage of (A+B+C) (VIII)
(I)	(II) Promoter and Promoter Group				(VI)		
(A)	Indian						
(1)	Individuals/ Hindu Undivided Family						
(a)	Central Government/ State Government(s)						
(b)	Bodies Corporate						
(c)	Financial Institutions/ Banks						
(d)	Any Other (specify)						
(e)	Sub-Total (A)(1) Foreign						
(2)	Individuals (Non-Resident Individuals/ Foreign Individuals)						
(a)	Bodies Corporate						
(b)	Institutions						
(c)	Any Other (specify)						
(d)	Sub-Total (A)(2) Total Shareholding of Promoter and Promoter Group (A) = (A)(1)+(A)(2)						
(B)	Public shareholding						
(1)	Institutions						
(a)	Mutual Funds/UTI						
(b)	Financial Institutions/ Banks						
(c)	Central Government/ State Government(s)						
(d)	Venture Capital Funds						
(e)	Insurance Companies						



(f)	Foreign Institutional Investors						
(g)	Foreign Venture Capital Investors						
(h)	Any Other (specify)						
	Sub-Total (B)(1)						
(2)	Non-institutions						
(a)	Bodies Corporate						
(b)	Individuals -						
	i. Individual shareholders holding nominal share capital up to Rs. 1 lakh.						
	ii. Individual shareholders holding nominal share capital in excess of Rs. 1 lakh.						
(c)	Any Other (specify)						
	Sub-Total (B)(2)						
	Total Public Shareholding (B) = (B)(1)+(B)(2)						
	TOTAL (A)+(B)						
(C)	Shares held by Custodians and against which Depository Receipts have been issued						
	GRAND TOTAL (A)+(B)+(C)						

* As the Company has issued only one class of Security i.e. Equity Shares, therefore (III)(a) is not applicable to the Company.

