

PARSVNATH INFRA LIMITED
Balance Sheet as at 31 March, 2016

	Note No.	As at 31 March, 2016 ₹	As at 31 March, 2015 ₹
I EQUITY AND LIABILITIES			
1. Shareholders' funds			
(a) Share capital	3	27,45,76,800	27,45,76,800
(b) Reserves and surplus	4	33,21,29,413	33,72,55,824
		60,67,06,213	61,18,32,624
2. Current liabilities			
(a) Trade payables	5		
Total outstanding dues of creditors other than micro and small enterprises		3,84,526	1,62,335
(b) Other current liabilities	6	57,37,198	2,48,67,237
(c) Short-term provisions	7	4,70,631	4,48,920
		65,92,355	2,54,78,492
TOTAL		61,32,98,568	63,73,11,116
II ASSETS			
1. Non-current assets			
(a) Fixed assets			
(i) Capital work-in-progress	8	46,02,14,039	46,05,01,728
		46,02,14,039	46,05,01,728
(b) Non-current investments	9	2,05,00,000	2,37,58,600
(c) Long-term loans and advances	10	1,18,00,065	12,82,33,480
(d) Other non-current assets	11	1,61,441	1,50,916
		49,26,75,545	61,26,44,724
2. Current assets			
(a) Cash and cash equivalents	12	1,04,392	4,14,963
(b) Short-term loans and advances	13	-	35,23,450
(c) Other current assets	14	12,05,18,631	2,07,27,979
		12,06,23,023	2,46,66,392
TOTAL		61,32,98,568	63,73,11,116

See accompanying notes forming part of the financial statements

1-29

For and on behalf of the Board of Directors

In terms of our report attached

For **DELOITTE HASKINS & SELLS**
Chartered Accountants


JITENDRA AGARWAL
Partner

Place: New Delhi
Date: May 19, 2016


Pankaj Aggarwal
Director
DIN:02929580


Ashish Verma
Chief Financial Officer

Place: New Delhi
Date: May 19, 2016


Vivek Garg
Director
DIN:01832495


Nitin Singh
Company Secretary
M.No. A40583

PARSVNATH INFRA LIMITED
Statement of Profit and Loss for the year ended March 31, 2016

	Note No.	Year ended 31 March, 2016 ₹	Year ended 31 March, 2015 ₹
1. Other income	15	10,524	12,215
Total revenue		<u>10,524</u>	<u>12,215</u>
2. Expenses			
(a) Employee benefits expense	16	14,10,418	5,06,316
(b) Provision for dimunition in value of investment		1,58,600	2,92,41,400
(c) Investment written off		31,00,000	-
(d) Other expenses	17	4,67,917	11,89,224
Total expenses		<u>51,36,935</u>	<u>3,09,36,940</u>
3. Loss for the year (1-2)		<u>(51,26,411)</u>	<u>(3,09,24,725)</u>
4. Earnings per equity share [nominal value of share ₹ 10 each]	18		
(a) Basic		(0.19)	(1.13)
(b) Diluted		(0.19)	(1.13)

See accompanying notes forming part of the financial statements

1-29

In terms of our report attached

For **DELOITTE HASKINS & SELLS**
Chartered Accountants


JITENDRA AGARWAL
Partner

Place: New Delhi
Date: May 19, 2016

For and on behalf of the Board of Directors


Pankaj Aggarwal
Director
DIN: 02929580


Ashish Verma
Chief Financial Officer

Place: New Delhi
Date: May 19, 2016


Vivek Garg
Director
DIN: 01832495


Nitin Singh
Company Secretary
M.No. A40583


PARSVNATH INFRA LIMITED
Cash Flow Statement for the year ended 31 March, 2016

	Year ended 31 March, 2016 ₹	Year ended 31 March, 2015 ₹
A. CASH FLOW FROM OPERATING ACTIVITIES		
Net loss before tax	(51,26,411)	(3,09,24,725)
Adjustments for :		
Interest income	(10,524)	(12,215)
Provision for diminution in value of investment	1,58,600	2,92,41,400
Investment written off	31,00,000	-
Provision for employee benefits	21,711	(7,22,455)
Operating loss before working capital changes	(18,56,624)	(24,17,995)
Adjustments for :		
Short-term loans and advances	35,23,450	5,50,000
Long-term loans and advances	11,64,33,415	(2,41,00,000)
Other current assets	(9,97,90,652)	1,46,83,750
Trade payables	2,22,191	(16,28,241)
Other current liabilities	(1,91,30,039)	1,46,76,474
Cash generated from/(used in) operations	(5,98,260)	17,63,988
Net income tax paid	-	-
Net cash flow from/(used in) operating activities (A)	(5,98,260)	17,63,988
B. CASH FLOW FROM INVESTING ACTIVITIES		
Purchase of fixed assets including capital work in progress	2,87,688	(15,87,501)
Investment in Shares	-	(1,00,000)
Net cash flow from/(used in) investing activities (B)	2,87,688	(16,87,501)
C. CASH FLOW FROM FINANCING ACTIVITIES		
Net cash flow from/(used in) financing activities (C)	-	-
D. Net increase/ (decrease) in Cash and cash equivalents (A+B+C)	(3,10,571)	76,487
E. Cash and cash equivalents as at the beginning of the year	4,14,963	3,38,476
F. Cash and cash equivalents as at the end of the year (See note 12)	1,04,392	4,14,963

See accompanying notes forming part of the financial statements

In terms of our report attached

For **DELOITTE HASKINS & SELLS**
Chartered Accountants




JITENDRA AGARWAL
Partner

Place: New Delhi
Date: May 19, 2016

For and on behalf of the Board of Directors


Pankaj Aggarwal
Director
DIN:02929580


Vivek Garg
Director
DIN:01832495


Ashish Verma
Chief Financial Officer


Nitin Singh
Company Secretary
M.No. A40583

Place: New Delhi
Date: May 19, 2016

PARSVNATH INFRA LIMITED
Notes forming part of the financial statements

Note 1: Corporate Information

Parsvnath Infra Limited (the Company), a Subsidiary Company of Parsvnath Developers Limited has been set up to establish, develop, maintain and operate Special Economic Zones (SEZ) in India. The Company has acquired land / development rights for setting up the SEZs and is in the process of development of SEZs. Due to economic conditions and delays in getting requisite approvals, there is slowdown in development of SEZs. The Company has diversified its activities into infrastructure sector.

Note 2: Significant Accounting Policies

a. Basis of accounting

The financial statements of the Company have been prepared in accordance with the Generally Accepted Accounting Principles in India (Indian GAAP) to comply with the Accounting Standards notified under the Companies (Accounting Standards) Rules, 2006 (as amended) and the relevant provisions of the Companies Act, 2013 ("the 2013 Act"), as applicable. The financial statements have been prepared on accrual basis under the historical cost convention. The accounting policies adopted in the preparation of the financial statements are consistent with those followed in the previous year.

b. Use of estimates

The preparation of the financial statements in conformity with Indian GAAP requires the Management to make estimates and assumptions considered in the reported amounts of assets and liabilities (including contingent liabilities) and the reported income and expenses during the year. The Management believes that the estimates used in preparation of the financial statements are prudent and reasonable. Future results could differ due to these estimates and the differences between the actual results and the estimates are recognised in the periods in which the results are known / materialise.

c. Cash and cash equivalents (for purposes of Cash Flow Statement)

Cash comprises cash on hand and demand deposits with banks. Cash equivalents are short-term balances (with an original maturity of three months or less from the date of acquisition), highly liquid investments that are readily convertible into known amounts of cash and which are subject to insignificant risk of changes in value.

d. Cash flow statement

Cash flows are reported using the indirect method, whereby profit / (loss) before extraordinary items and tax is adjusted for the effects of transactions of non-cash nature and any deferrals or accruals of past or future cash receipts or payments. The cash flows from operating, investing and financing activities of the Company are segregated based on the available information.

e. Depreciation

- i. Depreciation on tangible assets is provided on straight line method as per the useful life prescribed in Schedule II to the Companies Act, 2013. Accordingly, the useful life of the fixed assets has been taken as under:

Office equipment	5 years
Computers	3 years

- ii. Assets Rs. 5,000 or less individually are fully depreciated in the year of purchase.



PARSVNATH INFRA LIMITED
Notes forming part of the financial statements

f. Revenue recognition

Income from construction contracts is recognised by reference to the stage of completion of the contract activity at the reporting date of the financial statements. The related costs there against are charged to the profit and loss account of the year.

g. Other income

Interest income is accounted on the accrual basis. Dividend income is accounted for when the right to receive is established.

h. Fixed assets

Fixed assets are stated at cost of acquisition or construction less accumulated depreciation. Cost includes purchase price and all other attributable costs of bringing the assets to working condition for intended use. Financing costs relating to borrowed funds attributable to acquisition or construction of fixed assets, which takes substantial period of time to get ready for its intended use are also included, for the period till such asset is ready to use.

i. Capital work in progress (CWIP)

CWIP includes:

- i. Advances given and expenditure incurred in connection with the purchase of fixed assets and pending allocation on acquisition of fixed assets.
- ii. Incidental expenditure during construction period comprising payment to and provision for employees, professional fees and other administrative expenses pending allocation to fixed assets on completion of the project.
- iii. Interest and financing cost net of interest income pending allocation to fixed assets on completion of the project.

j. Investments

Investments intended to be held for more than a year are classified as long term investments. All other investments are classified as current investments. Long term investments are stated at cost less provision for diminution in value, if such diminution is other than temporary. Current investments are stated at lower of cost and fair value on an individual investment basis.

k. Employee benefits

- i. Gratuity to employees is provided for as per management estimate of the liability based on period of service and salary drawn.
- ii. The balance of unavailed earned leave due to employees is measured and recognised based on expected cost thereof.

l. Borrowing costs

Borrowing costs include interest and amortisation of ancillary costs incurred. Costs in connection with the borrowing of funds to the extent not directly related to the acquisition of qualifying assets are charged to the Statement of Profit and Loss over the tenure of the loan. Borrowing costs, allocated to and utilised for qualifying assets, pertaining to the period from commencement of activities relating to construction / development of the qualifying asset upto the date of capitalisation of such asset is added to the cost of the assets. Capitalisation of borrowing costs is suspended and charged to the Statement of Profit and Loss during extended periods when active development activity on the qualifying assets is interrupted.

PARSVNATH INFRA LIMITED
Notes forming part of the financial statements

m. Earnings per share

Basic earnings per share is computed by dividing the profit / (loss) after tax (including the post-tax effect of extraordinary items, if any) by the weighted average number of equity shares outstanding during the year. Diluted earnings per share is computed by dividing the profit / (loss) after tax (including the post-tax effect of extraordinary items, if any) as adjusted for dividend, interest and other charges to expense or income (net of any attributable taxes) relating to the dilutive potential equity shares, by the weighted average number of equity shares considered for deriving basic earnings per share and the weighted average number of equity shares which could have been issued on the conversion of all dilutive potential equity shares. Potential equity shares are deemed to be dilutive only if their conversion to equity shares would decrease the net profit per share from continuing ordinary operations. Potential dilutive equity shares are deemed to be converted as at the beginning of the period, unless they have been issued at a later date. The dilutive potential equity shares are adjusted for the proceeds receivable had the shares been actually issued at fair value (i.e. average market value of the outstanding shares). Dilutive potential equity shares are determined independently for each period presented. The number of equity shares and potentially dilutive equity shares are adjusted for share splits / reverse share splits and bonus shares, as appropriate.

n. Taxes on income

Current tax is the amount of tax payable on the taxable income for the year as determined in accordance with the applicable tax rates and provisions of the Income Tax Act, 1961, and


Deferred tax is recognised on timing differences, being the differences between the taxable income and the accounting income that originate in one period and are capable of reversal in one or more subsequent periods. Deferred tax is measured using the tax rates and the tax laws enacted or substantively enacted as at the reporting date. Deferred tax liabilities are recognised for all timing differences. Deferred tax assets are recognised for timing differences of items other than unabsorbed depreciation and carry forward losses only to the extent that reasonable certainty exists that sufficient future taxable income will be available against which these can be realised. However, if there are unabsorbed depreciation and carry forward of losses, deferred tax assets are recognised only if there is virtual certainty supported by convincing evidence that there will be sufficient future taxable income available to realise the assets. Deferred tax assets and liabilities are offset if such items relate to taxes on income levied by the same governing tax laws and the Company has a legally enforceable right for such set off. Deferred tax assets are reviewed at each balance sheet date for their realisability.

o. Joint ventures

The Company's investment in jointly controlled entities is reflected as investment and accounted for in accordance with the Company's accounting policy for Investments.

p. Impairment of assets

The carrying values of assets / cash generating units at each balance sheet date are reviewed for impairment. If any indication of impairment exists, the recoverable amount of such assets is estimated and impairment is recognised, if the carrying amount of these assets exceeds their recoverable amount. The recoverable amount is the greater of the net selling price and their value in use. Value in use is arrived at by discounting the future cash flows to their present value based on an appropriate discount factor. When there is indication that an impairment loss recognised for an asset in earlier accounting periods no longer exists or may have decreased, such reversal of impairment loss is recognised in the Statement of Profit and Loss, except in case of revalued assets.



PARSVNATH INFRA LIMITED
Notes forming part of the financial statements

q. Provisions and contingencies

Provision is recognised when an enterprise has a present obligation as a result of past events and it is probable that an outflow of resources will be required to settle the obligation and in respect of which a reliable estimate can be made. Provisions are determined based on management estimates required to settle the obligation at the balance sheet date. These are reviewed at each balance sheet date and adjusted to reflect the current management estimate. Contingent Liabilities are disclosed in the Notes. Contingent assets are not recognised in the financial statements.

r. Operating Cycle

Based on the nature of products / activities of the Company and the normal time between acquisition of assets and their realisation in cash or cash equivalents, the Company has determined its operating cycle as 12 months for the purpose of classification of its assets and liabilities as current and non-current.

Handwritten signatures in blue ink, consisting of several stylized initials and names.

PARSVNATH INFRA LIMITED
Notes forming part of the financial statements

Note 3: Share capital

	<u>As at 31 March, 2016</u>		<u>As at 31 March, 2015</u>	
	Number	₹	Number	₹
i. Authorised				
Equity shares of ₹ 10 each	10,00,00,000	1,00,00,00,000	10,00,00,000	1,00,00,00,000
	<u>10,00,00,000</u>	<u>1,00,00,00,000</u>	<u>10,00,00,000</u>	<u>1,00,00,00,000</u>
ii. Issued, subscribed and fully paid-up				
Equity shares of ₹ 10 each fully paid	2,74,57,680	27,45,76,800	2,74,57,680	27,45,76,800
	<u>2,74,57,680</u>	<u>27,45,76,800</u>	<u>2,74,57,680</u>	<u>27,45,76,800</u>

(a) Reconciliation of number and amount of equity shares outstanding at the beginning and at the end of the year

i. Shares outstanding at the beginning of the year	2,74,57,680	27,45,76,800	2,74,57,680	27,45,76,800
ii. Shares outstanding at the end of the year	2,74,57,680	27,45,76,800	2,74,57,680	27,45,76,800

(b) Rights, preferences, and restrictions attached to equity shares

The Company has issued only one class of equity shares having a par value of ₹ 10 per share. Each shareholder is entitled to one vote per share. The dividend proposed by the Board of Directors is subject to approval of the shareholders in the ensuing Annual General Meeting. In the event of liquidation, the equity shareholders are eligible to receive the remaining assets of the Company after distribution of all preferential amounts, in proportion to their shareholding.

(c) Equity shares held by holding company

	<u>As at 31 March, 2016</u>	<u>As at 31 March, 2015</u>
	Number	Number
Parsvnath Developers Limited and its nominees	2,60,49,400	2,60,49,400

(d) Details of shares held by each shareholders holding more than 5% shares

	<u>As at 31 March, 2016</u>		<u>As at 31 March, 2015</u>	
	Number	% holding	Number	% holding
Equity shares of ₹ 10 each fully paid				
- Parsvnath Developers Limited	2,60,49,400	94.87%	2,60,49,400	94.87%
- Mr. Pradeep Kumar Jain	8,71,680	3.17%	8,71,680	3.17%
- Mr. Pradeep Kumar Jain, HUF	5,36,600	1.95%	5,36,600	1.95%

PARSVNATH INFRA LIMITED
Notes forming part of the financial statements

	As at 31 March, 2016 ₹	As at 31 March, 2015 ₹
Note 4: Reserves and surplus		
i. Securities premium		
Opening balance	38,33,04,631	38,33,04,631
Closing balance	38,33,04,631	38,33,04,631
ii. Deficit in the statement of Profit and Loss		
Opening balance	(4,60,48,807)	(1,51,12,287)
Add: loss for the year	(51,26,411)	(3,09,24,725)
Less : Depreciation on transition to Schedule II of the Companies Act, 2013 on tangible fixed assets with nil remaining useful life	-	11,796
Closing balance	(5,11,75,218)	(4,60,48,807)
TOTAL	33,21,29,413	33,72,55,824

Note 5: Trade payables

Trade Payables - other than acceptances

3,84,526	1,62,335
-----------------	-----------------

As per the information available with the Company, trade payables do not include any amount due to Micro and Small Enterprises as defined under "Micro, Small and Medium Enterprises Developments Act, 2006 (MSMED Act, 2006) and no interest has been paid or payable in terms of MSMED Act, 2006. This has been relied upon by the auditors.

Note 6: Other current liabilities

i. Security deposits received	76,710	76,710
ii. Payables for purchase of fixed assets	6,52,841	5,86,160
iii. Statutory liabilities (Work contract tax, TDS)	7,647	36,367
iv. Advances received from customers	50,00,000	2,41,68,000
	57,37,198	2,48,67,237

Note 7: Short-term provisions

Employee benefits

i. Gratuity	3,24,046	2,84,526
ii. Leave encashment	1,46,585	1,64,394
	4,70,631	4,48,920



PARSVNATH INFRA LIMITED
Notes forming part of the financial statements

	As at 31 March, 2016 ₹	As at 31 March, 2015 ₹
Note 8: Capital-work-in progress		
i. Capital work-in-progress		
a. Land cost	40,48,45,855	40,48,45,855
b. Registration expenses	17,78,170	17,78,170
c. Material consumed	41,08,210	41,08,210
d. Contract, labour and other charges	13,23,693	12,80,593
	41,20,55,928	41,20,12,828
ii. Incidental expenditure during construction period		
a. Opening balance	4,84,88,900	4,74,08,951
b. Add: cost incurred during the year		
- Salary, allowances and other expenses	1,91,891	10,73,527
- Finance costs	8,256	6,422
	4,86,89,047	4,84,88,900
c. Less: Amount transferred to Holding Company	5,30,936	-
	4,81,58,111	4,84,88,900
	46,02,14,039	46,05,01,728

Note 9: Non-current Investments (Trade)

Investments in equity shares

(Unquoted and fully paid-up)

i. Subsidiary		
Parsvnath MIDC Pharma SEZ Private Limited 49,90,000 (31 March, 2015: 49,90,000) equity shares of ₹ 10 each fully paid	4,99,00,000	4,99,00,000
Less: provision for diminution in value of investment	2,94,00,000	2,92,41,400
	2,05,00,000	2,06,58,600
ii. Jointly controlled Company		
Palakkad Infrastructure Private Limited Nil (31 March, 2015: 3,10,000) equity shares of ₹ 10 each fully paid	31,00,000	31,00,000
Less: written off (see note below)	31,00,000	-
	-	31,00,000
	2,05,00,000	2,37,58,600

Note:

The Company has been dissolved upon striking off of its name from the Registrar of ROC, Ernakulam, Kerala, with effect from 13 March, 2016

**Note 10: Long-term loans and advances
(Unsecured, considered good)**

i. Capital advances	-	10,08,33,415
ii. MAT credit entitlement	33,00,065	33,00,065
iii. Advance for land purchase to related party	85,00,000	2,41,00,000
	1,18,00,065	12,82,33,480

Note 11: Other non-current assets

i. Deposits with banks held under lien with government authorities	1,24,012	1,24,012
ii. Interest accrued on Fixed deposits	37,429	26,904
	1,61,441	1,50,916

Note 12: Cash and cash equivalents

i. Cash on hand	24,065	38,512
ii. Balance with banks:		
a. In current accounts	80,327	3,76,451
	1,04,392	4,14,963

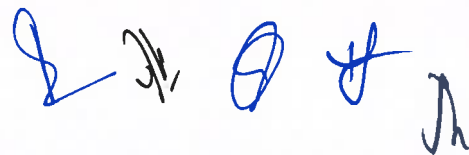
PARSVNATH INFRA LIMITED
Notes forming part of the financial statements

	<u>As at</u> <u>31 March, 2016</u> ₹	<u>As at</u> <u>31 March, 2015</u> ₹
Note 13: Short-term loans and advances (Unsecured, considered good)		
i. Loans and advances to related parties	<u>-</u>	<u>35,23,450</u>
	<u>-</u>	<u>35,23,450</u>
Note 14: Other current assets (Unsecured, considered good)		
i. Receivables for sale/transfer of fixed assets	12,05,18,631	2,02,79,059
ii. Others	<u>-</u>	<u>4,48,920</u>
	<u>12,05,18,631</u>	<u>2,07,27,979</u>



PARSVNATH INFRA LIMITED
Notes forming part of the financial statements

	Year ended 31 March, 2016 ₹	Year ended 31 March, 2015 ₹
Note 15: Other income		
i. Interest on bank deposits	10,524	12,215
	10,524	12,215
Note 16: Employee benefits expense		
i. Salaries and wages	13,70,898	5,06,316
ii. Gratuity expense	39,520	-
	14,10,418	5,06,316
Note 17: Other expenses		
i. Travelling and conveyance	-	1,31,002
ii. Printing and stationery	2,795	5,903
iii. Legal and professional charges	9,799	21,342
iv. Payment to auditors (see note "i" below)	57,250	56,180
v. Director sitting fees	60,000	60,000
vi. Bank charges	2,052	6,791
vii. Balances written off	2,25,761	4,60,000
viii. Miscellaneous expenses	1,10,260	4,48,006
	4,67,917	11,89,224
Note 'i' Payment to auditors		
i. Statutory audit fees	50,000	50,000
ii. Service tax on above	7,250	6,180
	57,250	56,180
Note 18: Earnings per share		
i. Net loss for calculation of basic and diluted earnings per share	(51,26,411)	(3,09,24,725)
ii. Weighted average number of equity shares outstanding during the year	2,74,57,680	2,74,57,680
iii. Basic earnings per share	(0.19)	(1.13)
iv. Weighted average number of equity shares used in computing diluted earnings per share	2,74,57,680	2,74,57,680
v. Diluted earnings per share	(0.19)	(1.13)
vi. Nominal value of equity shares	10	10



PARSVNATH INFRA LIMITED
Notes forming part of the financial statements

Note 19: Related party disclosures

i. List of related parties (With whom the Company has transactions during the year):

(a) Holding Company

- Parsvnath Developers Limited

(b) Subsidiary Company

- Parsvnath MIDC Pharma SEZ Private Limited


(c) Jointly controlled Company

- Palakkad Infrastructure Private Limited*

* The Company has been dissolved with effect from 13 March, 2016

ii. Balances outstanding/transactions with related parties

	Holding Company	Subsidiary Company	Jointly controlled entities
	₹	₹	₹
(a) Transactions during the year			
Advances paid	-	44,550	2,23,333
	(-)	(1,30,000)	(2,80,000)
Advance paid against properties	50,00,000	-	-
	(2,41,00,000)	(-)	(-)
Advances received back	2,06,00,000	35,68,000	-
	(-)	(-)	(-)
Advance received for properties	-	-	-
	(-)	(2,41,68,000)	(-)
Advances repaid	-	2,41,68,000	-
	(-)	(-)	(-)
Advances written off	-	-	2,23,333
	(-)	(-)	(4,60,000)
Subscription to equity shares	-	-	-
	(-)	(-)	(7,00,000)
Managerial remuneration	-	-	-
	(-)	(-)	(-)
Cancellation of development rights	10,08,33,415	-	-
	(-)	(-)	(-)
Transfer of incidental expenditure	5,30,936	-	-
	(-)	(-)	(-)



PARSVNATH INFRA LIMITED
Notes forming part of the financial statements

(b) Balances at year-end

Share application money	- (-)	- (-)	- (-)
Receivables on transfer/sale of fixed assets	12,05,18,631 (2,07,27,979)	- (-)	- (-)
Managerial remuneration payable	- (-)	-	- (-)
Advance against properties	85,00,000 (2,41,00,000)	- (-)	- (-)
Advance received for properties	- (-)	- (2,41,68,000)	- (-)
Short term advances	- (-)	- (35,23,450)	- (-)
Investments held (net of provision)	- (-)	2,05,00,000 (2,06,58,600)	- (31,00,000)
Financial guarantees	2,25,00,00,000 (2,25,00,00,000)	- (-)	- (-)

Note: Figures in brackets represent figures as at and for the year ended 31 March, 2015.

Handwritten signatures in blue ink, including a large signature on the left and several smaller ones on the right.

PARSVNATH INFRA LIMITED
Notes forming part of the financial statements

Note 20:

The Company does not have any pending litigations which would impact its financial position.

Note 21:

The Company did not have any long-term contracts including derivative contracts for which there were any material foreseeable losses.

Note 22: Contingent liabilities

	<u>As at</u> <u>31 March, 2016</u> ₹	<u>As at</u> <u>31 March, 2015</u> ₹
Corporate guarantee (see note 23)	6,16,00,00,000	6,16,00,00,000

Note 23:

The company has provided security of its immovable property situated at Indore and has created a charge in favour of Life Insurance Corporation of India (LIC) for a term loan of ₹ 2,25,00,00,000 (31 March, 2015: ₹ 2,25,00,00,000) sanctioned to its holding company, Parsvnath Developers Limited.

The company has also provided security of its immovable property situated at Sohna to IndiaBulls Housing Finance Limited for term loan of ₹ 3,91,00,00,000 (31 March, 2015: ₹ 3,91,00,00,000) sanctioned to a third party i.e Supertech Limited.

Note 24:

During the year, the company has cancelled its development rights agreement with Parsvnath Developers Limited (PDL) in respect of land at Mysore. Pursuant to the cancellation capital advances of Rs. 10,08,33,415 have been squared off and amounts stands recoverable from PDL.

Note 25: Deferred tax assets

The Company has carried out its tax computation in accordance with mandatory accounting standard AS 22 – 'Taxes on Income'. There has been a net deferred tax asset on account of accumulated losses. However as a principal of prudence, and as there is no virtual certainty as on the date of the balance sheet, that there will be sufficient taxable income available to realize such assets in near future, the Company has not provided for deferred tax assets.

Note 26: Interest in joint ventures

Company's interest and share in jointly controlled entity are as under:

- a. List of Jointly controlled entity

	<u>Ownership</u> <u>interest</u>	<u>Country of</u> <u>Incorporation</u>
Palakkad Infrastructure Private Limited (PIPL)	-	India
	(33%)	

- b. Share of financial interest in Jointly controlled entity

Company's share of

	<u>As at</u> <u>31 March, 2016</u> ₹	<u>As at</u> <u>31 March, 2015</u> ₹
Assets	-	57
Liabilities	-	1,90,000
Income	-	5,54,024
Expenditure	-	2,47,057

Note: The Company's share of assets, liabilities, income and expenditure of the previous year was included on the basis of audited financial statements of its joint venture for the respective year.

PARSVNATH INFRA LIMITED
Notes forming part of the financial statements

Note 27: Employee benefits

Disclosures as required under Accounting Standard -15 (Revised) on 'Employee Benefits' for Gratuity is as under:

	As at	As at
	31 March, 2016	31 March, 2015
	₹	₹
Liability at the beginning of the year	2,84,526	7,69,029
Current service cost	39,520	(7,69,029)
Liability at the end of the year	3,24,046	2,84,526
Expensed recognised in the Statement of Profit and Loss	39,520	(7,69,029)

Note 28: Segment reporting

As the Company operates in single business and geographical segment, the reporting requirements for primary and secondary segment disclosures prescribed by Accounting Standard AS-17 on 'Segment Reporting' are not applicable.

Note 29: Previous year's figures

Previous year figures have been regrouped / reclassified wherever necessary to correspond with the current year's classification/disclosure.

For and on behalf of the Board of Directors


Pankaj Aggarwal
Director
DIN:02929580


Ashish Verma
Chief Financial Officer

Place: New Delhi
Date: May 19,2016


Vivek Garg
Director
DIN:01832495


Nitin Singh
Company Secretary
M.No. A40583

