

Parsvnath Buildwell Private Limited
Balance Sheet as at 31 March, 2017

| | Notes | As at 31-March-17 Rs. / Lakhs | As at 31-March-16 Rs. / Lakhs | As at 1-April-2015 Rs. / Lakhs |
|--|-------|-------------------------------------|-------------------------------------|--------------------------------------|
| ASSETS | | | | |
| Non-current assets | | | | |
| (a) Property, plant and equipment | 5 | 5.13 | 6.06 | 7.39 |
| (b) Financial assets | | | | |
| (i) Investments | 6 | 1.00 | 1.00 | 1.00 |
| (ii) Loans | 10 | 4,870.12 | 4,953.56 | 4,834.64 |
| (iii) Other financial assets | 7 | 13.74 | 13.74 | 13.74 |
| (c) Deferred tax assets (net) | 21 | 207.30 | 174.06 | 193.21 |
| (d) Tax assets (Net) | 12 | 19.99 | 9.38 | 0.00 |
| (e) Other non-current assets | 13 | 66.04 | 66.04 | 66.04 |
| Total non-current assets | | 5,183.31 | 5,223.84 | 5,116.02 |
| Current assets | | | | |
| (a) Inventories | 8 | 20,359.80 | 19,211.10 | 17,979.04 |
| (b) Financial assets | | | | |
| (i) Trade receivables | 9 | 18.47 | 18.47 | 18.47 |
| (ii) Cash and cash equivalents | 11 | 16.80 | 47.11 | 309.27 |
| (iii) Bank balances other than (ii) above | 11 | 15.12 | 3,418.22 | 5,803.54 |
| (iv) Other financial assets | 7 | 0.42 | 152.58 | 289.97 |
| (c) Other current assets | 13 | 1,895.20 | 1,327.43 | 991.82 |
| Total current assets | | 22,305.81 | 24,174.91 | 25,392.11 |
| Total assets | | 27,489.13 | 29,398.75 | 30,508.13 |
| EQUITY AND LIABILITIES | | | | |
| 1. Equity | | | | |
| (a) Equity share capital | 14 | 119.10 | 119.10 | 119.10 |
| (b) Equity component of compound financial instruments | 14 | 9,834.59 | 9,834.59 | 9,834.59 |
| (c) Other equity | 15 | 10,059.99 | 10,120.46 | 10,003.77 |
| Total Equity | | 20,013.67 | 20,074.15 | 19,957.46 |
| 2. Liabilities | | | | |
| Non-current liabilities | | | | |
| (a) Financial liabilities | | | | |
| (i) Borrowings | 16 | 445.80 | 464.40 | 484.17 |
| Total non-current liabilities | | 445.80 | 464.40 | 484.17 |
| Current liabilities | | | | |
| (a) Financial liabilities | | | | |
| (i) Trade Payables | 17 | 1,065.37 | 577.25 | 534.16 |
| (ii) Other financial liabilities | 18 | 2,940.47 | 2,246.74 | 2,390.28 |
| (b) Provisions | 20 | - | - | 1.26 |
| (c) Other current liabilities | 19 | 3,023.81 | 6,036.21 | 7,140.80 |
| Total current liabilities | | 7,029.65 | 8,860.20 | 10,066.50 |
| Total liabilities | | 7,475.45 | 9,324.60 | 10,550.67 |
| Total equity and liabilities | | 27,489.13 | 29,398.75 | 30,508.13 |

See accompanying notes forming part of the financial statements

In terms of our report attached
For S. N. Dhawan & Co. LLP
(Formerly S. N. Dhawan & Co.)
Chartered Accountants

Firm's Registration No. 000050N/N500045


Vinesh Jain

Partner

Membership No. 087701



For and on behalf of the Board of Directors


Vivek Garg
Director

DIN: 01832495


Ashish Jain
Director

DIN: 06814151


Smriti Seth
Company Secretary
Membership No. A23972

Place: Delhi

Date: 6 September, 2017

Place: Delhi

Date: 6 September, 2017

Parsvnath Buildwell Private Limited
Statement of Profit and Loss for the year ended 31 March, 2017

| | Note: | Year ended 31-March-2017 Rs. / Lakhs | Year ended 31-March-2016 Rs. / Lakhs |
|--|-------|--|--|
| I Revenue from operations | 22 | (13.54) | 123.64 |
| II Other income | 23 | 646.03 | 593.14 |
| III Total income (I + II) | | 632.49 | 716.78 |
| IV Expenses | | | |
| (a) Cost of materials consumed | | 3.00 | 35.69 |
| (b) Contract cost, labour and other charges | | 122.09 | 70.30 |
| (c) Changes in inventories of work-in-progress | 24 | 125.26 | (303.04) |
| (d) Employee benefit expense | 25 | 3.09 | 16.82 |
| (e) Finance costs | 26 | 289.17 | 624.36 |
| (f) Depreciation and amortisation expense | 27 | 0.92 | 1.33 |
| (g) Other expenses | 28 | 182.67 | 111.49 |
| Total expenses (IV) | | 726.20 | 556.95 |
| V Profit/(loss) before tax (III-IV) | | (93.71) | 159.83 |
| VI Tax expense/(benefit): | | | |
| (i) Current tax | 29 | - | 24.00 |
| (ii) Deferred tax | 21 | (33.24) | 19.14 |
| | | (33.24) | 43.14 |
| VII Profit/(loss) for the year (V - VI) | | (60.47) | 116.69 |
| VIII Other comprehensive income | | - | - |
| IX Total comprehensive income for the year (VII + VIII) | | (60.47) | 116.69 |
| X Earnings per equity share (face value Rs. 10 per share) | 40 | | |
| (1) Basic (in Rs) | | (5.08) | 9.80 |
| (2) Diluted (in Rs) | | (5.08) | 0.12 |

See accompanying notes to the financial statements

In terms of our report attached
For S. N. Dhawan & Co. LLP
(Formerly S. N. Dhawan & Co.)

Chartered Accountants

Firm's Registration No. 000050N/N500045


Vinesh Jain
Partner


Membership No. 087701



For and on behalf of the Board of Directors



Vivek Garg
Director
DIN: 01832495



Ashish Jain
Director
DIN: 06814151



Smriti Seth
Company Secretary
Membership No. A23972

Place: Delhi
Date: 6 September, 2017

Place: Delhi
Date: 6 September, 2017

Parsvnath Buildwell Private Limited
Statement of changes in Equity for the year ended 31 March, 2017

| | Amount Rs. / Lakhs |
|---|-----------------------|
| A Equity Share Capital | |
| Balance as at 1 April, 2015 | 119.10 |
| Changes in equity share capital during the year | - |
| Balance as at 31 March, 2016 | 119.10 |
| Changes in equity share capital during the year | - |
| Balance as at 31 March, 2017 | 119.10 |

| | |
|---|-----------------|
| B Equity component of compound financial Instruments | |
| Balance as at 1 April, 2015 | 9,834.59 |
| Changes during the year | - |
| Balance as at 31 March, 2016 | 9,834.59 |
| Changes during the year | - |
| Balance as at 31 March, 2017 | 9,834.59 |

| Particulars | Reserves and Surplus | | | Rs. / Lakhs |
|-------------------------------------|-------------------------------|--------------------|----------------------|------------------|
| | Securities premium reserve | General Reserve | Retained earnings | Total |
| Balance as at 1 April, 2015 | 9,562.13 | - | 441.64 | 10,003.77 |
| Profit for the year | - | - | 116.69 | 116.69 |
| Other comprehensive income | - | - | - | - |
| Balance as at 31 March, 2016 | 9,562.13 | - | 558.33 | 10,120.46 |
| Profit / (loss) for the year | - | - | (60.47) | (60.47) |
| Other comprehensive income | - | - | - | - |
| Balance as at 31 March, 2017 | 9,562.13 | - | 497.86 | 10,059.99 |

See accompanying notes to the financial statements

In terms of our report attached
For S. N. Dhawan & Co. LLP
 (Formerly S. N. Dhawan & Co.)
 Chartered Accountants
 Firm's Registration No. 000050N/N500045

Vinesh Jain
Vinesh Jain
 Partner
 Membership No. 087701



For and on behalf of the Board of Directors

Vivek Garg
Vivek Garg
 Director
 DIN: 01832495

Ashish Jain
Ashish Jain
 Director
 DIN: 06814151

Smriti Seth
Smriti Seth
 Company Secretary
 Membership No. A23972

Place: Delhi
 Date: 6 September, 2017

Place: Delhi
 Date: 6 September, 2017

Parsvnath Buildwell Private Limited
Statement of Cash Flows for the year ended 31 March, 2017

| Particulars | Notes | Year ended 31-March-2017 Rs. / Lakhs | Year ended 31-March-2016 Rs. / Lakhs |
|--|-------|--|--|
| Cash flows from operating activities | | | |
| Profit/(loss) for the year | | (93.71) | 159.83 |
| Adjustments for : | | | |
| Finance Costs recognised in profit or loss | | 289.17 | 624.36 |
| Interest Income recognised in profit or loss | | (96.43) | (342.14) |
| Depreciation and amortisation expense | | 0.92 | 1.33 |
| | | 99.94 | 443.38 |
| Movements in working capital | | | |
| (Increase)/decrease in inventories | | 125.27 | (303.04) |
| (Increase)/decrease in other non-current loans | | 83.44 | (118.92) |
| (Increase)/decrease in other current financial assets | | - | - |
| (Increase)/decrease in other current assets | | (567.77) | (335.61) |
| Increase/(decrease) in trade payables | | 488.12 | 43.09 |
| Increase/(decrease) in other liabilities | | (3,012.39) | (1,104.61) |
| Increase/(decrease) in provisions | | - | (1.26) |
| Cash generated from operations | | (2,783.40) | (1,376.96) |
| Income Taxes paid | | (10.61) | (34.64) |
| Net cash (used in)/generated by operating activities | | (2,794.00) | (1,411.60) |
| Cash flows from investing activities | | | |
| Interest received | | 248.59 | 480.80 |
| Decrease/(increase) in bank balances not considered as Cash and cash equivalents | | 3,403.11 | 2,385.31 |
| Net Cash (used in) /generated by investing activities | | 3,651.70 | 2,866.11 |
| Cash flows from financing activities | | | |
| Proceeds from borrowings | | (18.60) | (19.77) |
| Finance Costs paid | | (869.40) | (1,696.91) |
| Net Cash (used in)/generated by financing activities | | (888.00) | (1,716.68) |
| Net increase in Cash and Cash equivalents | | (30.31) | (262.17) |
| Cash and cash equivalents at the beginning of the year | 18 | 47.11 | 309.28 |
| Cash and cash equivalents at the end of the year | 18 | 16.80 | 47.11 |

- 1) The statement of cash flows has been prepared under the 'Indirect method' as set out in Ind AS 7 on 'Statements of cash flows'.
2) Figures in brackets indicate cash outflows.

See accompanying notes to the financial statements

In terms of our report attached

For S. N. Dhawan & Co. LLP

(Formerly S. N. Dhawan & Co.)

Chartered Accountants

Firm's Registration No. 000050N/N500045

Vinesh Jain
Vinesh Jain

Partner

Membership No. 087701



For and on behalf of the Board of Directors

Vivek Garg

Vivek Garg

Director

DIN: 01832495

Ashish Jain

Ashish Jain

Director

DIN: 06814151

Smriti Seth

Smriti Seth

Company Secretary

Membership No. A23972

Place: Delhi

Date: 6 September, 2017

Place: Delhi

Date: 6 September, 2017

1. CORPORATE INFORMATION

Parsvnath Buildwell Private Limited was incorporated on 21 May, 2008 as Aadarshini Buildwell Private Limited. The name of the Company was subsequently changed with effect from 02 November, 2010. The Company was a subsidiary of Parasnath and Associates Private Limited (PAPL). Pursuant to Investment agreement dated 21 December, 2010 the Company made allotment of shares to Parsvnath Developers Limited (PDL) and two overseas investment entities and thereby ceased to be subsidiary of PAPL with effect from 7 January, 2011. Subsequently PDL acquired shares from PAPL increasing its voting rights in excess of 50%, consequently the Company became subsidiary of PDL with effect from 1 July, 2011 as per Accounting Standard AS-21.

The Company became subsidiary of Parsvnath Developers Limited with effect from September 12, 2013 pursuant to notification of new definition of subsidiary company under section 2(87) of the Companies Act, 2013.

The company is engaged in the business of promotion, construction and development of a residential project.

2. Significant accounting policies

2.1 Basis of preparation

The financial statements have been prepared in accordance with the Indian Accounting Standards (hereinafter referred to as the Ind AS) as notified by Ministry of Corporate Affairs pursuant to Section 133 of the Companies Act, 2013 read with Rule 3 of the Companies (Indian Accounting Standards) rules, 2015 and Companies (Indian Accounting Standards) Amendment Rules, 2016.

Upto the year ended 31 March, 2016, the Company prepared its financial statements in accordance with accounting standards notified under the section 133 of the Companies Act, 2013, read together with paragraph 7 of the Companies (Accounts) Rules, 2014 (hereinafter referred to as 'Previous GAAP'). These are the Company's first Ind AS financial statements. The date of transition to Ind AS is 1 April, 2015. The financial statements for the year ended 31 March, 2016 and the opening balance sheet as at 1st April, 2015 have been restated in accordance with Ind AS for comparative information. Refer Note 3 for the details of first-time adoption exemptions availed by the Company and note 45 for reconciliation and explanations of the effect of the transition from Previous GAAP to Ind AS on the Company's Balance Sheet, Statement of Profit and Loss and the Statement of Cash Flows.

The financial statements are presented in Indian Rupee and all values are rounded to the nearest lakhs, except when otherwise stated.

2.2 Basis of measurement and presentation

The financial statements have been prepared on the historical cost basis unless otherwise indicated.

Historical cost is generally based on the fair value of the consideration given in exchange for goods and services.

Fair value is the price that would be received to sell an asset or paid to transfer a liability in an orderly transaction between market participants at the measurement date.

In addition, for financial reporting purposes, fair value measurements are categorised into Level 1, 2, or 3 based on the degree to which the inputs to the fair value measurements are observable and the significance of the inputs to the fair value measurement in its entirety, which are described as follows:

- Level 1 inputs are quoted prices (unadjusted) in active markets for identical assets or liabilities that the entity can access at the measurement date;
- Level 2 inputs are inputs, other than quoted prices included within Level 1, that are observable for the asset or liability, either directly or indirectly; and
- Level 3 inputs are unobservable inputs for the asset or liability



[Handwritten signatures in blue ink]

The principal accounting policies are set out below.

2.3 Revenue recognition

Revenue is recognised to the extent that it is probable that economic benefit will flow to the Company and that the revenue can be reliably measured. Revenue is measured at the fair value of the consideration received or receivable, taking into account contractually defined terms of payments and excluding taxes and duties collected on behalf of the Government. Revenue is reduced for estimated customer returns, rebates and other similar allowances.

- i. Revenue from real estate projects is recognised when it is reasonable certain that ultimate collection will be made. Revenue from real estate project including integrated townships is recognised on transfer of all significant risks and rewards of ownership of such property, which generally coincides execution of agreement to sell/application form (containing salient features of agreement to sell).

Revenue from constructed properties, where the Company still has obligations to perform substantial acts even after the transfer of all significant risk and rewards, is recognised by applying the percentage of completion method, provided following conditions are met as at the reporting date:

- a. all critical approvals necessary for commencement of the project have been obtained;
- b. the expenditure incurred on construction and development costs (excluding land and finance cost) is not less than 25 % of the total estimated construction and development costs;
- c. at least 25% of the saleable project area is secured by contracts or agreements with buyers; and
- d. at least 10% of the contract consideration as per the agreements of sale/application form are realised at the reporting date in respect of such agreement and it is reasonable to expect that parties to the agreement will comply with payment terms as defined in the agreement.

When the outcome of a real estate project can be estimated reliably and the above conditions are satisfied, revenue is recognised by following the 'Percentage of Completion Method' of accounting. Revenue is recognised, in relation to the sold areas only, on the basis of percentage of actual cost incurred thereon (including land) as against the total estimated cost of the project under execution. The estimates of saleable area and costs are revised periodically by the management. The effect of such changes to estimates is recognised in the period such changes are determined.

- ii. In case of joint development projects, wherein land owner provides land and the Company acts as a developer and in lieu of land, the Company has agreed to transfer certain percentage of the revenue proceeds, the revenue is accounted on gross basis. In case, where, in lieu of the land, the Company has agreed to transfer certain percentage of constructed area, revenue is recognised in respect of Company's share of constructed area to the extent of Company's percentage share of the underlying real estate development project.
- iii. Revenue from sale of land without any significant development is recognised when the sale agreement is executed resulting in transfer of all significant risk and rewards of ownership and possession is handed over to the buyer. Revenue is recognised, when transfer of legal title to the buyer is not a condition precedent for transfer of significant risks and rewards of ownership to the buyer.
- iv. Revenue from sale of development rights is recognised when agreements are executed.
- vi. The revenue on account of interest on delayed payment by customers and expenditure on account of compensation / penalty for project delays are accounted for at the time of acceptance / settlement with the customers due to uncertainties with regard to determination of amount receivable / payable.
- x. Interest income on bank deposits is recognised on accrual basis on a time proportion basis. Interest income on other financial instruments is recognised using the effective interest rate method.



[Handwritten signature]

2.4 Borrowing costs

Borrowing costs directly attributable to the acquisition or construction of qualifying assets are capitalised/inventorised until the time all substantial activities necessary to prepare the qualifying assets for their intended use are complete. A qualifying asset is one that necessarily takes substantial period of time to get ready for its intended use or sale.

All other borrowing costs are recognised in profit or loss in the period in which they are incurred.

2.5 Employee benefits

Liabilities recognised in respect of short-term employee benefits in respect of wages and salaries, performance incentives, leaves etc. are measured at the undiscounted amount of the benefits expected to be paid in exchange for the related service.

Gratuity to employees and liability for balance of unavailed earned leave due to employees is provided as per management estimate of the liability based on period of service and last salary drawn.

2.6 Taxation

Income tax expense for the year comprises of current tax and deferred tax.

Current tax

Current tax is the expected tax payable on the taxable income for the year calculated in accordance with the Income Tax Act and any adjustment to taxes in respect of previous years.

Deferred tax

Deferred tax is recognised on temporary differences between the carrying amounts of assets and liabilities in the financial statements and the corresponding amounts used in the computation of taxable income. Deferred tax liabilities are recognised for all taxable temporary differences. Deferred tax assets are generally recognised for all deductible temporary differences, the carry forward of unused tax losses and unused tax credits. Deferred tax assets are recognised to the extent that it is probable that taxable profits will be available against which those deductible temporary differences can be utilised.

The carrying amount of deferred tax assets is reviewed at the end of each reporting period and reduced to the extent that it is no longer probable that sufficient taxable profits will be available to allow all or part of the asset to be recovered.

Deferred tax liabilities and assets are measured at the tax rates that are expected to apply in the period in which the liability is settled or the asset realised, based on tax rates (and tax laws) that have been enacted or substantively enacted by the end of the reporting period.

Current and deferred tax for the year

Current and deferred tax are recognised in profit or loss, except when they relate to items that are recognised in other comprehensive income or directly in equity, in which case, the current and deferred tax are also recognised in other comprehensive income or directly in equity respectively.

2.7 Property, plant and equipment

Property, plant and equipment is stated at their cost of acquisition/construction, net of accumulated depreciation and accumulated impairment losses, if any. The cost comprises purchase price, directly attributable costs for making the asset ready for its intended use, borrowing costs attributable to construction of qualifying asset, upto the date the asset is ready for its intended use.

Subsequent expenditure related to an item of property, plant and equipment is included in the carrying amount only if it increases the future benefits from the existing asset beyond its previously assessed standards of performance.



Handwritten signature in blue ink, appearing to read 'S. N. Dhawan'.

PARSVNATH BUILDWELL PRIVATE LIMITED
NOTES TO THE FINANCIAL STATEMENTS FOR THE YEAR ENDED 31 MARCH, 2017

An item of property, plant and equipment is derecognised upon disposal or when no future economic benefits are expected from the use. Any gain or loss arising on re-recognition to the asset is included in the Statement of Profit and Loss.

Property, plant and equipment which are not ready for intended use as on the date of Balance Sheet are disclosed as 'Capital work-in-progress'

2.8 Depreciation on property, plant and equipment and investment property

Depreciation on property, plant and equipment is provided on straight line basis as per the useful life prescribed in Schedule II to the Companies Act, 2013. Accordingly the useful life of the assets taken is as under:

| Asset | Useful life |
|---------------------|-------------|
| Plant and equipment | 8 years |
| Office equipment | 5 years |

2.9 Impairment of tangible assets

At the end of each reporting period, the Company reviews the carrying amounts of its tangible assets to determine whether there is any indication that those assets have suffered an impairment loss. If any such indication exists, the recoverable amount of the asset is estimated in order to determine the extent of the impairment loss (if any). When it is not possible to estimate the recoverable amount of an individual asset, the Company estimates the recoverable amount of the cash generating unit to which the asset belongs. When a reasonable and consistent basis of allocation can be identified, corporate assets are also allocated to individual cash-generating units, or otherwise they are allocated to the smallest group of cash-generating units for which a reasonable and consistent allocation basis can be identified.

Recoverable amount is the higher of fair value less costs of disposal and value in use. In assessing value in use, the estimated future cash flows are discounted to their present value using a pre-tax discount rate that reflects current market assessments of the time value of money and the risks specific to the asset for which the estimates of future cash flows have not been adjusted.

If the recoverable amount of an asset (or cash-generating unit) is estimated to be less than its carrying amount, the carrying amount of the asset (or cash-generating unit) is reduced to its recoverable amount. An impairment loss is recognised immediately in profit or loss.

When an impairment loss subsequently reverses, the carrying amount of the asset (or a cash-generating unit) is increased to the revised estimate of its recoverable amount, but so that the increased carrying amount does not exceed the carrying amount that would have been determined had no impairment loss been recognised for the asset (or cash-generating unit) in prior years. A reversal of an impairment loss is recognised immediately in profit or loss.

2.10 Inventories

Inventory comprises completed property for sale and property under construction (work-in-progress),

Land cost, construction cost, direct expenditure relating to construction activity and borrowing cost during construction period is inventorised to the extent the expenditure is directly attributable to bring the asset to its working condition for its intended use. Costs incurred/items purchased specifically for projects are taken as consumed as and when incurred/received.

- i. Completed unsold inventory is valued at lower of cost and net reliable value. Cost of inventories are determined by including cost of land (including development rights), internal development cost, external development charges, materials, services, related overheads and apportioned borrowing costs.
- ii. Work in progress is valued at lower of cost and net reliable value. Work-in-progress represents costs incurred in respect of unsold area of the real estate projects or costs incurred on projects where the revenue is yet to be recognised. Cost comprises cost of land (including development



[Handwritten signature]

PARSVNATH BUILDWELL PRIVATE LIMITED
NOTES TO THE FINANCIAL STATEMENTS FOR THE YEAR ENDED 31 MARCH, 2017

charges), internal development cost, external development charges, materials, services, overhead related to projects under construction and apportioned borrowing costs.

2.11 Provisions

Provisions are recognised when the Company has a present obligation (legal or constructive) as a result of a past event, it is probable that the Company will be required to settle the obligation, and a reliable estimate can be made of the amount of the obligation.

The amount recognised as a provision is the best estimate of the consideration required to settle the present obligation at the end of the reporting period, taking into account the risks and uncertainties surrounding the obligation.

If the effect of the time value of money is material, provisions are discounted to reflect its present value using a current pre-tax rate that reflects the current market assessment of the time value of money and the risks specific to the obligation. When discounting is used the increase in the provisions due to the passage of time is recognised as finance cost.

When some or all of the economic benefits required to settle a provision are expected to be recovered from a third party, a receivable is recognised as an asset if it is virtually certain that reimbursement will be received and the amount of the receivable can be measured reliably.

2.12 Contingent liabilities

A contingent liability is a possible obligation that arises from past events whose existence will be confirmed by the occurrence or non-occurrence of one or more uncertain future events beyond the control of the Company or a present obligation that is not recognised because it is not probable that an outflow of resources will be required to settle the obligation or a reliable estimate of the amount cannot be made. The Company does not recognise a contingent liability, but discloses its existence in the financial statements.

2.13 Cash and cash equivalents

Cash and cash equivalents for the purpose of Cash Flow Statement comprises cash on hand, cash at bank and short-term deposits with banks with an original maturity of three months or less, which are subject to an insignificant risk of changes in value.

2.14 Unbilled receivables

Unbilled receivables represent revenue recognised on 'Percentage of Completion Method' less amount due from customers as per payment plans adopted by them.

2.15 Earnings per share

Basic earnings per share is computed by dividing the net profit for the year attributable to the equity shareholders of the Company by the weighted average number of equity shares outstanding during the year. The weighted average number of equity shares outstanding during the period and for all period presented is adjusted for events, such as bonus shares, that have changed the number of equity shares outstanding without a corresponding change in resources.

Diluted earnings per share is computed by dividing the net profit for the year attributable to equity shareholders as adjusted for dividend, interest and other charges to expense or income (net of any attributable taxes) relating to the dilutive potential equity shares, by the weighted average number of equity shares considered for deriving basic earnings per share and the weighted average number of equity shares which could have been issued on the conversion of all dilutive potential equity shares. Potential equity shares are deemed to be dilutive only if their conversion to equity shares would decrease the net profit per share from continuing ordinary operations.

2.16 Current/non-current classification

The Company presents assets and liabilities in the balance sheet based on current / non-current classification. Assets and liabilities are treated as current when it is:



A handwritten signature in blue ink, appearing to be "S. A. Agari", written over the bottom right portion of the stamp.

- Expected to be realised or intended to be sold or consumed in normal operating cycle;
- Held primarily for the purpose of trading;
- Expected to be realised within twelve months after the reporting period;
- Cash and cash equivalents unless restricted from being exchanged or used to settle a liability for at least twelve months after the reporting period.

All other assets are classified as non-current

- A liability is treated as current when :
 - It is expected to be settled in normal operating cycle;
 - It is held primarily for the purpose of trading;
 - It is due to be settled within twelve months after the reporting period, or
 - There is no unconditional right to defer the settlement of the liability for at least twelve months after the reporting period

All other liabilities are classified as non-current.

2.17 Operating cycle

The operating cycle is the time gap between the acquisition of the asset for processing and their realization in cash and cash equivalents. Based on the nature of products / activities of the Company and the normal time between acquisition of assets and their realisation in cash or cash equivalents, the Company has determined its operating cycle as 48 months for real estate projects and 12 months for others for the purpose of classification of its assets and liabilities as current and non-current.

2.18 Financial instruments

Financial assets and financial liabilities are recognised when the Company becomes a party to the contractual provisions of the instruments.

Financial assets and financial liabilities are initially measured at fair value. Transaction costs that are directly attributable to the acquisition or issue of financial assets and financial liabilities (other than financial assets and financial liabilities at fair value through profit or loss) are added to or deducted from the fair value of the financial assets or financial liabilities, as appropriate, on initial recognition. Transaction costs directly attributable to the acquisition of financial assets or financial liabilities at fair value through profit or loss are recognised immediately in profit or loss.

2.19 Financial assets

All regular way purchases or sales of financial assets are recognised and derecognised on a trade date basis. Regular way purchases or sales are purchases or sales of financial assets that require delivery of assets within the time frame established by regulation or convention in the marketplace.

All recognised financial assets are subsequently measured in their entirety at either amortised cost or fair value, depending on the classification of the financial assets.

Classification of financial assets

Debt instruments that meet the following conditions are subsequently measured at amortised cost (except for debt instruments that are designated as at fair value through profit or loss on initial recognition):

- the asset is held within a business model whose objective is to hold assets in order to collect contractual cash flows; and
- the contractual terms of the instrument give rise on specified dates to cash flows that are solely payments of principal and interest on the principal amount outstanding.



[Handwritten signature]

All other financial assets are subsequently measured at fair value.

Effective interest method

The effective interest method is a method of calculating the amortised cost of a debt instrument and of allocating interest income over the relevant period. The effective interest rate is the rate that exactly discounts estimated future cash receipts (including all fees and points paid or received that form an integral part of the effective interest rate, transaction costs and other premiums or discounts) through the expected life of the debt instrument, or, where appropriate, a shorter period, to the gross carrying amount on initial recognition.

Income is recognised on an effective interest basis for debt instruments other than those financial assets classified as at FVTPL. Interest income is recognised in profit or loss and is included in the "Other income" line item.

Investments in equity instruments at FVTOCI

On initial recognition, the Company can make an irrevocable election (on an instrument-by-instrument basis) to present the subsequent changes in fair value in other comprehensive income pertaining to investments in equity instruments. This election is not permitted if the equity investment is held for trading. These elected investments are initially measured at fair value plus transaction costs. Subsequently, they are measured at fair value with gains and losses arising from changes in fair value recognised in other comprehensive income and accumulated in the 'Reserve for equity instruments through other comprehensive income'. The cumulative gain or loss is not reclassified to profit or loss on disposal of the investments.

A financial asset is held for trading if:

- it has been acquired principally for the purpose of selling it in the near term; or
- on initial recognition it is part of a portfolio of identified financial instruments that the Company manages together and has a recent actual pattern of short-term profit-taking; or
- it is a derivative that is not designated and effective as a hedging instrument or a financial guarantee.

Dividends on these investments in equity instruments are recognised in profit or loss when the Company's right to receive the dividends is established, it is probable that the economic benefits associated with the dividend will flow to the entity, the dividend does not represent a recovery of part of cost of the investment and the amount of dividend can be measured reliably. Dividends recognised in profit or loss are included in the 'Other income' line item.

Financial assets at fair value through profit or loss (FVTPL)

Investments in equity instruments are classified as at FVTPL, unless the Company irrevocably elects on initial recognition to present subsequent changes in fair value in other comprehensive income for investments in equity instruments which are not held for trading

Financial assets at FVTPL are measured at fair value at the end of each reporting period, with any gains or losses arising on remeasurement recognised in profit or loss. The net gain or loss recognised in profit or loss incorporates any dividend or interest earned on the financial asset and is included in the 'Other income' line item. Dividend on financial assets at FVTPL is recognised when the Company's right to receive the dividends is established, it is probable that the economic benefits associated with the dividend will flow to the entity, the dividend does not represent a recovery of part of cost of the investment and the amount of dividend can be measured reliably.

Impairment of financial assets

The Company applies the expected credit loss model for recognising impairment loss on financial assets measured at amortised cost, trade receivables, other contractual rights to receive cash or other financial asset, and financial guarantees not designated as at FVTPL.

Expected credit losses are the weighted average of credit losses with the respective risks of default occurring as the weights. Credit loss is the difference between all contractual cash flows that are due to the Company in accordance with the contract and all the cash flows that the Company expects to receive (i.e. all cash shortfalls), discounted at the original effective interest rate (or credit -adjusted effective interest rate) of purchased or originated credit-impaired financial assets). The Company



[Handwritten signature]

estimates cash flows by considering all contractual terms of the financial instrument (for example, prepayment, extension, call and similar options) through the expected life of that financial instrument.

The Company measures the loss allowance for a financial instrument at an amount equal to the lifetime expected credit losses if the credit risk on that financial instrument has increased significantly since initial recognition. If the credit risk on a financial instrument has not increased significantly since initial recognition, the Company measures the loss allowance for that financial instrument at an amount equal to 12-month expected credit losses. 12-month expected credit losses are portion of the life-time expected credit losses and represent the lifetime cash shortfalls that will result if default occurs within the 12 months after the reporting date and thus, are not cash shortfalls that are predicted over the next 12 months.

If the Company's measured loss allowance for a financial instrument at lifetime expected credit loss model in the previous period, but determines at the end of a reporting period that the credit risk has not increased significantly since initial recognition due to improvement in credit quality as compared to the previous period, the Company again measures the loss allowance based on 12-month expected credit losses.

When making the assessment of whether there has been a significant increase in credit risk since initial recognition, the Company uses the change in the risk of a default occurring over the expected life of the financial instrument instead of the change in the amount of expected credit losses. To make that assessment, the Company compares the risk of a default occurring on the financial instrument as at the reporting date with the risk of a default occurring on the financial instrument as at the date of initial recognition and considers reasonable and supportable information, that is available without undue cost or effort, that is indicative of significant increases in credit risk since initial recognition.

For trade receivables or any contractual right to receive cash or another financial asset that result from transactions that are within the scope of Ind AS 11 and Ind AS 18, the Company always measures the loss allowance at an amount equal to lifetime expected credit losses.

Further, for the purpose of measuring lifetime expected credit loss allowance for trade receivables, the Company has used a practical expedient as permitted under Ind AS 109. This expected credit loss allowance is computed based on a provision matrix which takes into account historical credit loss experience and adjusted for forward-looking information.

Derecognition of financial assets

The Company derecognises a financial asset when the contractual rights to the cash flows from the asset expire, or when it transfers the financial asset and substantially all the risks and rewards of ownership of the asset to another party. If the Company neither transfers nor retains substantially all the risks and rewards of ownership and continues to control the transferred asset, the Company recognises its retained interest in the asset and an associated liability for amounts it may have to pay. If the Company retains substantially all the risks and rewards of ownership of a transferred financial asset, the Company continues to recognise the financial asset and also recognises a collateralised borrowing for the proceeds received.

On derecognition of a financial asset in its entirety, the difference between the asset's carrying amount and the sum of the consideration received and receivable and the cumulative gain or loss that had been recognised in other comprehensive income and accumulated in equity is recognised in profit or loss if such gain or loss would have otherwise been recognised in profit or loss on disposal of that financial asset.

On derecognition of a financial asset other than in its entirety (e.g. when the Company retains an option to repurchase part of a transferred asset), the Company allocates the previous carrying amount of the financial asset between the part it continues to recognise under continuing involvement, and the part it no longer recognises on the basis of the relative fair values of those parts on the date of the transfer. The difference between the carrying amount allocated to the part that is no longer recognised and the sum of the consideration received for the part no longer recognised and any cumulative gain or loss allocated to it that had been recognised in other comprehensive income is recognised in profit or loss if such gain or loss would have otherwise been recognised in profit or loss on disposal of that financial asset. A cumulative gain or loss that had been recognised in other comprehensive income is allocated between the part that continues to be recognised and the part that is no longer recognised on the basis of the relative fair values of those parts.



[Handwritten signatures]

2.20 Financial liabilities and equity instruments

Classification as debt or equity

Debt and equity instruments issued by the Company are classified as either financial liabilities or as equity in accordance with the substance of the contractual arrangements and the definitions of a financial liability and an equity instrument.

Equity instruments

An equity instrument is any contract that evidences a residual interest in the assets of an entity after deducting all of its liabilities. Equity instruments issued by the Company are recognised at the proceeds received, net of direct issue costs.

Repurchase of the Company's own equity instruments is recognised and deducted directly in equity. No gain or loss is recognised in profit or loss on the purchase, sale, issue or cancellation of the Company's own equity instruments.

Financial liabilities

All financial liabilities are subsequently measured at amortised cost using the effective interest method or at FVTPL.

However, financial liabilities that arise when a transfer of a financial asset does not qualify for derecognition or when the continuing involvement approach applies, financial guarantee contracts issued by the Company, and commitments issued by the Company to provide a loan at below-market interest rate are measured in accordance with the specific accounting policies set out below.

Financial liabilities at FVTPL

Financial liabilities are classified as at FVTPL when the financial liability is either contingent consideration recognised by the Company as an acquirer in a business combination to which Ind AS 103 applies or is held for trading or it is designated as at FVTPL.

A financial liability is classified as held for trading if:

- it has been incurred principally for the purpose of repurchasing it in the near term; or
- on initial recognition it is part of a portfolio of identified financial instruments that the Company manages together and has a recent actual pattern of short-term profit-taking; or
- it is a derivative that is not designated and effective as a hedging instrument.

A financial liability other than a financial liability held for trading or contingent consideration recognised by the Company as an acquirer in a business combination to which Ind AS 103 applies, may be designated as at FVTPL upon initial recognition if:

- such designation eliminates or significantly reduces a measurement or recognition inconsistency that would otherwise arise;
- the financial liability forms part of a group of financial assets or financial liabilities or both, which is managed and its performance is evaluated on a fair value basis, in accordance with the Company's documented risk management or investment strategy, and information about the grouping is provided internally on that basis; or
- it forms part of a contract containing one or more embedded derivatives, and Ind AS 109 permits the entire combined contract to be designated as at FVTPL in accordance with Ind AS 109.

Financial liabilities at FVTPL are stated at fair value, with any gains or losses arising on remeasurement recognised in profit or loss. The net gain or loss recognised in profit or loss incorporates any interest paid on the financial liability and is included in the 'Other income' line item.

However, for non-held-for-trading financial liabilities that are designated as at FVTPL, the amount of change in the fair value of the financial liability that is attributable to changes in the credit risk of that liability is recognised in other comprehensive income, unless the recognition of the effects of changes in the liability's credit risk in other comprehensive income would create or enlarge an accounting mismatch in profit or loss, in which case these effects of changes in credit risk are recognised in profit or loss. The remaining amount of change in the fair value of liability is always recognised in profit or



[Handwritten signature]

loss. Changes in fair value attributable to a financial liability's credit risk that are recognised in other comprehensive income are reflected immediately in retained earnings and are not subsequently reclassified to profit or loss.

Gains or losses on financial guarantee contracts and loan commitments issued by the Company that are designated by the Company as at fair value through profit or loss are recognised in profit or loss.

Financial liabilities subsequently measured at amortised cost

Financial liabilities that are not held-for-trading and are not designated as at FVTPL are measured at amortised cost at the end of subsequent accounting periods. The carrying amounts of financial liabilities that are subsequently measured at amortised cost are determined based on the effective interest method. Interest expense that is not capitalised as part of costs of an asset is included in the 'Finance costs' line item.

The effective interest method is a method of calculating the amortised cost of a financial liability and of allocating interest expense over the relevant period. The effective interest rate is the rate that exactly discounts estimated future cash payments (including all fees and points paid or received that form an integral part of the effective interest rate, transaction costs and other premiums or discounts) through the expected life of the financial liability or (where appropriate) a shorter period, to the gross carrying amount on initial recognition.

Derecognition of financial liabilities

The Company derecognises financial liabilities when, and only when, the Company's obligations are discharged, cancelled or have expired. An exchange between with a lender of debt instruments with substantially different terms is accounted for as an extinguishment of the original financial liability and the recognition of a new financial liability. Similarly, a substantial modification of the terms of an existing financial liability (whether or not attributable to the financial difficulty of the debtor) is accounted for as an extinguishment of the original financial liability and the recognition of a new financial liability. The difference between the carrying amount of the financial liability derecognised and the consideration paid and payable is recognised in profit or loss.



[Handwritten signature]

3. First-time adoption - exceptions applied

3.1 Overall principle

Financial statements, for the year ended March 31, 2017, have been prepared in accordance with Ind AS. For periods up to and including the year ended March 31, 2016, the Company prepared its financial statements in accordance with accounting standards notified under section 133 of the Companies Act 2013, read together with paragraph 7 of the Companies (Accounts) Rules, 2014 (Indian GAAP). The Company's opening balance sheet has been prepared as at April 1, 2015, the date of transition to Ind AS. The Company has prepared the opening balance sheet as of April 1, 2015 (the transition date) by recognising all assets and liabilities whose recognition is required by Ind AS, not recognising items of assets or liabilities which are not permitted by Ind AS, by reclassifying items from previous GAAP to Ind AS as required under Ind AS, and applying Ind AS in measurement of recognised assets and liabilities. However, this principle is subject to certain exception and certain optional exemptions availed by the Company as detailed below.

3.2 Deemed cost for property, plant and equipment

The Company has elected to continue with the carrying value for all of its property, plant and equipment as recognised in the financial statements as at the date of transition to Ind AS, measured as per the previous GAAP and use that as its deemed cost as at the date of transition.

3.3 Classification of debt instruments

The Company has determined the classification of debt instruments in terms of whether they meet the amortised cost criteria or the FVTOCI criteria based on the facts and circumstances that existed as of the transition date.

4. Significant accounting judgements, estimates and assumptions

The preparation of the financial statements in conformity with recognition and measurement principles of Ind AS requires the Management to make judgments, estimates and assumptions considered in the reported amounts of assets and liabilities (including contingent liabilities) and the reported income and expenses during the year. The Management believes that these assumptions and estimates used in preparation of the financial statements are prudent and reasonable. Future results could differ due to these estimates and the differences between the actual results and the estimates are recognised in the periods in which the results are known/materialise.

4.1 Revenue recognition

Revenue is recognised by following percentage of completion method. The percentage of completion is measured by reference to percentage cost incurred till date to estimated total cost of the project. The Company estimates total cost of the project at the time of launch of the project. These are reviewed at each reporting date. Significant assumptions are required in determining the stage of completion and the estimated total contract cost. These estimates are based on events existing at the end of each reporting date.

4.2 Net realisable value of inventory

Inventory of real estate property including work-in-progress is valued at lower of cost and net realisable value (NRV). NRV of completed property is assessed by reference to market prices existing at the reporting date and based on comparable transactions made by the Company and/or identified by the Company for properties in same geographical area. NRV of properties under construction/development is assessed with reference to marked value of completed property as at the reporting date less estimated cost to complete.

4.3 Deferred tax assets

Recognition of deferred tax assets is based on estimates of taxable profits in future years. The Company prepares detailed cash flow and profitability projections, which are reviewed by the board of directors of the Company.



A handwritten signature in blue ink, appearing to be "S. N. Dhawan", written over the stamp.

4.4 Others

Significant judgements and other estimates and assumptions that may have the significant effect on the carrying amount of assets and liabilities in future years are:

- a. Useful life of property, plant and equipment
- b. Measurement of contingent liabilities and expected cash outflows
- c. Provision for expected credit losses



[Handwritten signature]

Parsvnath Buildwell Private Limited
Notes to the financial statements for the year ended 31 March, 2017

5. Property, plant and equipment

| | As at 31-March-17 | As at 31-March-16 | As at 1-April-2015 |
|---|------------------------|----------------------|-----------------------|
| | Rs. / Lakhs | Rs. / Lakhs | Rs. / Lakhs |
| Carrying amounts of : | | | |
| Plant and equipment | 4.92 | 5.75 | 6.95 |
| Office equipment | 0.21 | 0.31 | 0.44 |
| Total | 5.13 | 6.06 | 7.39 |
| | Plant and equipment | Office equipment | Total |
| | Rs. / lacs | Rs. / lacs | Rs. / lacs |
| Cost or deemed cost | | | |
| Balance as at 1 April, 2015 (Deemed cost) | 6.95 | 0.44 | 7.39 |
| Additions | - | - | - |
| Balance as at 31 March, 2016 | 6.95 | 0.44 | 7.39 |
| Additions | - | - | - |
| Disposals | - | - | - |
| Balance as at 31 March, 2017 | 6.95 | 0.44 | 7.39 |
| Accumulated depreciation | | | |
| Balance as at 1 April, 2015 | - | - | - |
| Depreciation expense | 1.20 | 0.13 | 1.33 |
| Balance as at 31 March, 2016 | 1.20 | 0.13 | 1.33 |
| Depreciation expense | 0.83 | 0.09 | 0.92 |
| Balance as at 31 March, 2017 | 2.03 | 0.22 | 2.25 |
| Carrying amount | | | |
| Balance as at 1 April, 2015 | 6.95 | 0.44 | 7.39 |
| Balance as at 31 March, 2016 | 5.75 | 0.31 | 6.06 |
| Balance as at 31 March, 2017 | 4.92 | 0.21 | 5.13 |

Note:

The Company has elected to measure all its property, plant and equipment at the previous GAAP carrying amounts as at 31 March, 2015 as its deemed cost as on the date of transition to Ind AS on 1 April, 2015.

The information regarding gross block of assets and accumulated depreciation under previous GAAP is as under:

| | Plant and equipment (Owned) | Office Equipment (Owned) | Total |
|-----------------------------|-----------------------------------|-----------------------------|-------------|
| | Rs. / Lakhs | Rs. / Lakhs | Rs. / Lakhs |
| As at 1 April, 2015 | | | |
| Gross block | 7.78 | 0.62 | 8.40 |
| Accumulated depreciation | 0.83 | 0.18 | 1.01 |
| Net block | 6.95 | 0.44 | 7.39 |
| As at 31 March, 2016 | | | |
| Gross block | 7.78 | 0.62 | 8.40 |
| Accumulated depreciation | 2.03 | 0.31 | 2.34 |
| Net block | 5.75 | 0.31 | 6.06 |



S A Agari

Parsvnath Buildwell Private Limited
Notes to the financial statements for the year ended 31 March, 2017

| | As at 31-March-17 | | As at 31-March-16 | | As at 1-April-2015 | |
|--|----------------------|-----------------------|----------------------|-----------------------|-----------------------|-----------------------|
| | Qty. | Amount Rs. / Lakhs | Qty. | Amount Rs. / Lakhs | Qty. | Amount Rs. / Lakhs |
| 6. Non-current investment | | | | | | |
| Trade-Unquoted | | | | | | |
| Investments in equity shares of subsidiary company | | | | | | |
| Equity Instruments | 10,000 | 1.00 | 10,000 | 1.00 | 10,000 | 1.00 |
| Parsvnath Realcon Private Limited | | | | | | |
| 10,000 (31 March, 2016: 10,000, 1 April, 2015: 10,000) equity shares of Rs.10 each fully paid | 10,000 | 1.00 | 10,000 | 1.00 | 10,000 | 1.00 |
| | 10,000 | 1.00 | 10,000 | 1.00 | 10,000 | 1.00 |



[Handwritten signatures in blue ink]

Parsvnath Buildwell Private Limited
Notes to the financial statements for the year ended 31 March, 2017

| | As at 31-March-17 Rs. / Lakhs | As at 31-March-16 Rs. / Lakhs | As at 1-April-2015 Rs. / Lakhs |
|---|-------------------------------------|-------------------------------------|--------------------------------------|
| 7. Other financial assets | | | |
| Non-Current | | | |
| a. Security deposits to related party | 13.74 | 13.74 | 13.74 |
| | 13.74 | 13.74 | 13.74 |
| Current | | | |
| a. Interest receivable | 0.42 | 152.58 | 289.97 |
| | 0.42 | 152.58 | 289.97 |
| Total | 14.16 | 166.32 | 303.71 |
| 8. Inventories (lower of cost and net realisable value) | | | |
| a. Work-in-progress | 20,359.80 | 19,211.10 | 17,979.04 |
| | 20,359.80 | 19,211.10 | 17,979.04 |
| Note: | | | |
| The Company has classified its inventory of work-in-progress and finished properties as current. | | | |
| Details of inventory expected to be realised after more than 12 months from the reporting date is as under: | | | |
| Less than 12 months | - | - | - |
| More than 12 months | 20,359.80 | 19,211.10 | 17,979.04 |
| | 20,359.80 | 19,211.10 | 17,979.04 |
| 9. Trade receivable | | | |
| Current | | | |
| a. Secured, considered good | - | - | - |
| b. Unsecured, considered good | 18.47 | 18.47 | 18.47 |
| | 18.47 | 18.47 | 18.47 |
| Notes: | | | |
| 1. The average credit period is 30 days. For payments, beyond credit period, interest is charged at 18% per annum on outstanding balances. | | | |
| 2. The real estate sales are made on the basis of cash down payment or construction linked payment plans. In case of construction linked payment plans, invoice is raised on the customer in accordance with milestones achieved as per the flat buyer agreement. The final possession of the property is offered to the customer subject to payment of full value of consideration. The possession of the property remains with the Company till full payment is realised. Accordingly, the Company does not expect any credit losses. | | | |
| 3. Sales are generally made to individual customers and there is no concentration of credit to a single customer or group of customers | | | |
| 10 Loans | | | |
| Non-Current | | | |
| a) Loan to related party | 4,870.12 | 4,953.56 | 4,834.64 |
| | 4,870.12 | 4,953.56 | 4,834.64 |
| 11. Cash and cash equivalents | | | |
| A. Cash and cash equivalents | | | |
| a. Balances with banks | 9.78 | 42.61 | 298.58 |
| b. Cheques, drafts on hand | 6.00 | - | - |
| c. Cash on hand | 1.02 | 4.50 | 10.69 |
| | 16.80 | 47.11 | 309.27 |
| B. Other bank balances | | | |
| i. Deposits with bank under lien | - | 3,414.93 | 5,800.71 |
| ii. Deposits with banks under lien with government authorities | 15.12 | 3.30 | 2.83 |
| | 15.12 | 3,418.23 | 5,803.54 |
| 12. Current tax assets (net) | | | |
| a. Tax refund receivable | 19.99 | 9.38 | - |
| | 19.99 | 9.38 | - |



L A Agan

Parsvnath Bulldwell Private Limited
Notes to the financial statements for the year ended 31 March, 2017

| | As at 31-March-17 Rs. / Lakhs | As at 31-March-16 Rs. / Lakhs | As at 1 April, 2015 Rs. / Lakhs |
|---|-------------------------------------|-------------------------------------|---------------------------------------|
| 13. Other assets | | | |
| Non-Current | | | |
| a. Mobilisation advances to contractors | 16.04 | 16.04 | 16.04 |
| b. Security deposit-others | 50.00 | 50.00 | 50.00 |
| | 66.04 | 66.04 | 66.04 |
| Current | | | |
| a. Advances to suppliers | 1,637.53 | 1,116.24 | 902.00 |
| b. Prepaid expenses | 5.90 | 5.06 | 7.20 |
| c. Balances with government authorities | | | |
| i. CENVAT credit receivable | 191.94 | 147.25 | 33.93 |
| ii. VAT credit receivable | 59.83 | 58.88 | 48.69 |
| | 1,895.20 | 1,327.43 | 991.82 |



Handwritten initials and signature in blue ink.

Parsvnath Buildwell Private Limited
Notes to the financial statements for the year ended 31 March, 2017

| | As at 31-March-17 | | As at 31-March-16 | | As at 1 April, 2015 | |
|--|----------------------|---------------|----------------------|---------------|------------------------|---------------|
| | Number | Rs. / Lakhs | Number | Rs. / Lakhs | Number | Rs. / Lakhs |
| 14 Share Capital | | | | | | |
| Authorised Share Capital | | | | | | |
| (a) Equity shares of Rs. 10 each | | | | | | |
| Class A with voting rights | 10,00,000 | 100.00 | 10,00,000 | 100.00 | 10,00,000 | 100.00 |
| Class B with differential voting rights | 1,00,000 | 10.00 | 1,00,000 | 10.00 | 1,00,000 | 10.00 |
| Class C with differential voting rights | 91,000 | 9.10 | 91,000 | 9.10 | 91,000 | 9.10 |
| (b) Preference Shares of Rs. 100 each | 4,84,170 | 484.17 | 4,84,170 | 484.17 | 4,84,170 | 484.17 |
| | | <u>603.27</u> | | <u>603.27</u> | | <u>603.27</u> |
| Equity share capital | | | | | | |
| Issued, subscribed and paid-up capital | | | | | | |
| Equity Shares of Rs. 10 each fully paid | | | | | | |
| Class A with voting rights | 10,00,000 | 100.00 | 10,00,000 | 100.00 | 10,00,000 | 100.00 |
| Class B without voting rights | 1,00,000 | 10.00 | 1,00,000 | 10.00 | 1,00,000 | 10.00 |
| Class C without voting rights | 91,000 | 9.10 | 91,000 | 9.10 | 91,000 | 9.10 |
| | | <u>119.10</u> | | <u>119.10</u> | | <u>119.10</u> |

Notes:

(a) Rights, preferences and restrictions attached to equity shares

- Class A equity shares are entitled to *pari passu* voting rights i.e. one vote per share. Shares are entitled for dividend in accordance with Investment Agreement dated December 21, 2010.
- Class B equity shares are not entitled for any voting rights. Class B shares are entitled for dividend in preference to Class A Shares until the holders have received the aggregate return as provided in the Investment Agreement dated December 21, 2010.
- Class C equity shares are not entitled for any voting rights. Shares are entitled for dividend in accordance with Investment Agreement dated December 21, 2010.

(b) Reconciliation of equity share capital

| | Number of Shares in | Rs./lacs |
|--------------------------------|------------------------|---------------|
| Balance as at April 1st, 2015 | 11,91,000 | 119.10 |
| Movements | | |
| Balance as at March 31st, 2016 | <u>11,91,000</u> | <u>119.10</u> |
| Movements | | |
| Balance as at March 31, 2017 | <u>11,91,000</u> | <u>119.10</u> |

(c) Details of equity share held by the holding company, its subsidiaries and associates

| | As at 31-March-17 No of shares | As at 31-March-16 No of shares | As at 1 April, 2015 No of shares |
|---|--------------------------------------|--------------------------------------|--|
| CLASS A | | | |
| Parsvnath Developers Limited, the holding company | 5,01,000 | 5,01,000 | 5,01,000 |
| Associates of the holding company | 9,000 | 9,000 | 9,000 |
| CLASS C | | | |
| Parsvnath Developers Limited, the holding company | 90,000 | 90,000 | 90,000 |

(d) Details of equity shares held by each shareholder holding more than 5%

| | As at 31-March-17 | | As at 31-March-16 | | As at 1-April-15 | |
|----------------------------------|--------------------------|----------------------------------|--------------------------|-------------------------------|--------------------------|-------------------------------|
| | Number of shares held | % holding of equity shares | Number of shares held | % holding of equity shares | Number of shares held | % holding of equity shares |
| Class A with voting rights | | | | | | |
| (a) Parsvnath Developers Limited | 5,01,000 | 50.10% | 5,01,000 | 50.10% | 5,01,000 | 50.10% |
| (b) Anuradha SA Investments LLC | 4,90,000 | 49.00% | 4,90,000 | 49.00% | 4,90,000 | 49.00% |
| Class B without voting rights | | | | | | |
| (a) Anuradha SA Investments LLC | 1,00,000 | 100.00% | 1,00,000 | 100.00% | 1,00,000 | 100.00% |
| Class C without voting rights | | | | | | |
| (a) Parsvnath Developers Limited | 90,000 | 98.90% | 90,000 | 98.90% | 90,000 | 98.90% |

(e) Aggregate number and class of shares allotted as fully paid up pursuant to contract without payment being received in cash for the period of 5 years immediately preceding the balance sheet date.

i. Equity shares

| | As at 31-March-17 No of shares | As at 31-March-16 No of shares | As at 1 April, 2015 No of shares |
|-------------------------------|--------------------------------------|--------------------------------------|--|
| Class A with voting rights | 5,00,000 | 5,00,000 | 5,00,000 |
| Class C without voting rights | 90,000 | 90,000 | 90,000 |



Handwritten signatures and initials in blue ink.

Equity component of compound financial instruments

| | As at 31-March-17 Rs. / Lakhs | As at 31-March-16 Rs. / Lakhs | As at 1-April-15 Rs. / Lakhs |
|---|--|--|---|
| i. 15.50% Convertible Debentures-Series A, 87,51,000 (31 March, 2016: 87,51,000; 1 April, 2015 87,51,000) Fully convertible debentures of Rs. 100 each. | 8,751.00 | 8,751.00 | 8,751.00 |
| ii. 15.50% -Convertible Debentures-Series B, 10,83,593 (31 March, 2016: 10,83,593; 1 April, 2015 10,83,593) Fully convertible debentures of Rs. 100 each. | 1,083.59 | 1,083.59 | 1,083.59 |
| | 9,834.59 | 9,834.59 | 9,834.59 |



Note:

Detail of conversion terms of debentures

Series A debentures are convertible into Class B equity shares at the option of the debenture holders at a price of Rs. 200 per Class B share, that is Rs. 10 par value and a premium of Rs. 190 per Class B share subject to Reserve Bank of India (RBI) pricing guidelines. In case no such option is exercised by the investor, these shall mandatorily be converted by the Company into Class B shares on expiry of twenty years after the date of issue of debentures.

Series B debentures are convertible into Class C equity shares at the option of the debenture holders at a price of Rs. 35.30 per Class C share, that is Rs. 10 par value and a premium of Rs. 25.30 per Class C share subject to Reserve Bank of India (RBI) pricing guidelines. In case no such option is exercised by the investor, these shall mandatorily be converted by the Company into Class C shares on expiry of twenty years after the date of issue of debentures.



Parsvnath Buildwell Private Limited
Notes to the financial statements for the year ended 31 March, 2017

| | As at 31-March-17 Rs. / Lakhs | As at 31-March-16 Rs. / Lakhs | As at 1-April-2015 Rs. / Lakhs |
|---------------------------------------|-------------------------------------|-------------------------------------|--------------------------------------|
| 15. Other equity | | | |
| a. Securities premium reserve | 9,562.13 | 9,562.13 | 9,562.13 |
| b. Retained earnings | 497.86 | 558.33 | 441.64 |
| | 10,059.99 | 10,120.46 | 10,003.77 |
| a. Securities premium reserve | | | |
| Balance at the beginning of the year | 9,562.13 | 9,562.13 | 9,562.13 |
| Movement during the year | - | - | - |
| Balance at the end of the year | 9,562.13 | 9,562.13 | 9,562.13 |
| b. Retained earnings | | | |
| Balance at the beginning of the year | 558.33 | 441.64 | 441.64 |
| Profit/(loss) for the year | (60.47) | 116.69 | - |
| Balance at the end of the year | 497.86 | 558.33 | 441.64 |

Nature and purpose of reserves:

- a. Securities premium reserve - The amount received in excess of the face value of the equity shares issued by the Company is recognised in securities premium reserve.
- b. Retained earnings - Retained earnings are profits of the Company earned till date.



L f Agai

Parsvnath Buildwell Private Limited
Notes to the financial statements for the year ended 31 March, 2017

| | <u>As at 31-March-17</u> Rs. / Lakhs | <u>As at 31-March-16</u> Rs. / Lakhs | <u>As at 1-April-2015</u> Rs. / Lakhs |
|--|---|---|--|
| 16. Borrowings | | | |
| Non current | | | |
| Unsecured | | | |
| Redeemable preference share capital | 65.86 | 57.02 | 49.35 |
| Unamortised interest on preference share capital | 379.94 | 407.38 | 434.82 |
| | 445.80 | 464.40 | 484.17 |

0.000001% - 484,170 (As at 31 March, 2016: 484,170: as at 1 April, 2015: 484,170 optionally convertible Preference shares of Rs. 100 each.

Notes:

(a) Rights, preferences and restrictions attached to preference shares

Preference shares have a preferential dividend rate of 0.000001%. Dividend is cumulative. Preference shares are convertible at the option of the holder at any time before the expiry of 20 years from the date of issue into such number of fully paid Class C shares in the ratio and manner defined in the investment Agreement. In the event of Winding-up of the Company, each preference share would convert into one Class C equity share.

Preference shares shall mandatorily be redeemed by the Company on expiry of 20 years from the date of issue. Preference shares do not carry any voting rights.

(b) Details of preference shares held by the holding company, its subsidiaries and associates

| | <u>As at 31-March-17</u> No of shares | <u>As at 31-March-16</u> No of shares | <u>As at 1 April, 2015</u> No of shares |
|---|--|--|--|
| Parsvnath Developers Limited, the holding company | 4,84,170 | 4,84,170 | 4,84,170 |

(c) Details of equity shares held by each shareholder holding more than 5%

| | | | |
|---|----------|----------|----------|
| Parsvnath Developers Limited, the holding company | 4,84,170 | 4,84,170 | 4,84,170 |
| Percentage holding of preference shares | 100% | 100% | 100% |

| | <u>As at 31-March-17</u> No of shares | <u>As at 31-March-16</u> No of shares | <u>As at 1 April, 2015</u> No of shares |
|--|--|--|--|
| (d) Aggregate number and class of shares allotted as fully paid up pursuant to contract without payment being received in cash for the period of 5 years immediately preceding the balance sheet date. | 3,49,982 | 3,49,982 | 3,49,982 |

(e) Arrears of fixed cumulative dividend on Preference Shares as at 31 March, 2017 is Rs. 1 (As at 31 March, 2016 - Rs.1 and as at 1 April, 2015 - Rs.1)



Parsvnath Buildwell Private Limited
Notes to the financial statements for the year ended 31 March, 2017

| | As at 31-March-17 Rs. / Lakhs | As at 31-March-16 Rs. / Lakhs | As at 1 April, 2015 Rs. / Lakhs |
|--|-------------------------------------|-------------------------------------|---------------------------------------|
| 17. Trade payables | | | |
| Current | | | |
| Trade Payables | 1,065.37 | 577.25 | 534.16 |
| | 1,065.37 | 577.25 | 534.16 |
| Note: | | | |
| As per the information available with the Company, trade payables do not include any amount due to Micro and Small Enterprises as defined under 'Micro, Small and Medium Enterprises Developments Act, 2006' (MSMED Act, 2006) and no interest has been paid or payable in terms of MSMED Act, 2006. | | | |
| 18. Other financial liabilities | | | |
| Current | | | |
| a. Interest accrued: | | | |
| i. Interest accrued but not due on borrowings | 2,940.47 | 2,246.74 | 2,390.28 |
| | 2,940.47 | 2,246.74 | 2,390.28 |
| 19. Other liabilities | | | |
| Current | | | |
| a. Security deposits received | 4.45 | 7.41 | 7.41 |
| b. Advances from customers | 2,855.51 | 5,601.06 | 6,705.12 |
| c. Statutory dues (Withholding tax etc.) | 163.85 | 427.74 | 428.27 |
| | 3,023.81 | 6,036.21 | 7,140.80 |
| 20. Provisions | | | |
| Current | | | |
| a. Income-tax payable | - | - | 1.26 |
| | - | - | 1.26 |



[Handwritten signatures]

Parsvnath Buildwell Private Limited
Notes to the financial statements for the year ended 31 March, 2017

| | As at 31-March-17 Rs. / Lakhs | As at 31-March-16 Rs. / Lakhs | As at 1-April-2015 Rs. / Lakhs |
|---------------------------------------|-------------------------------------|---|--------------------------------------|
| 21. Deferred tax assets (net) | | | |
| Deferred tax assets | 207.30 | 174.06 | 193.21 |
| Deferred tax liabilities | - | - | - |
| Total | 207.30 | 174.06 | 193.21 |
| | Opening Balance | Recognised in Profit or loss | Closing balance |
| Year ended 31 March, 2017 | | | |
| Tax losses | 174.06 | 33.24 | 207.30 |
| | 174.06 | 33.24 | 207.30 |
| Others | - | - | - |
| | 174.06 | 33.24 | 207.30 |
| Year ended 31 March, 2016 | | | |
| Tax losses | 193.21 | (19.14) | 174.06 |
| | 193.21 | (19.14) | 174.06 |
| Others | - | - | - |
| | 193.21 | (19.14) | 174.06 |

Notes:

- The Company has recognised deferred tax assets on its unabsorbed depreciation and business losses carried forward. The Company has executed flat / plot sale agreements with the customers against which the Company has also received advances. Revenue in respect of such sale agreements will get recognised in future years on percentage completion method. Based on these sale agreements, the Company has certainty as on the date of the balance sheet, that there will be sufficient taxable income available to realise such assets in the near future. Accordingly, the Company has created deferred tax assets on its carried forward unabsorbed depreciation and business losses.
- The recognition of deferred tax assets on tax losses is based on detailed budgets prepared by the Company and have been approved by the board of directors



[Handwritten signature]

Parsvnath Buildwell Private Limited
Notes to the financial statements for the year ended 31 March, 2017

| | <u>Year ended</u> <u>31-March-2017</u> Rs. / Lakhs | <u>Year ended</u> <u>31-March-2016</u> Rs. / Lakhs |
|------------------------------------|--|--|
| 22. Revenue from Operations | | |
| a. Revenue from operations | (13.90) | 123.47 |
| b. Other operating revenue: | | |
| i. Administrative charges | 0.36 | 0.17 |
| ii. Miscellaneous income | - | - |
| Total | (13.54) | 123.64 |

Note:

Revenue from sale of properties comprise revenue recognised on Real Estate Projects on 'Percentage of completion method'

During the current year, revenue is negative due to sales cancellations

23. Other income

| | | |
|--|---------------|---------------|
| a. Interest income: | | |
| i. Bank Deposits at amortised Cost | 96.43 | 343.41 |
| ii. Interest on other deposits | 1.27 | 1.27 |
| iii. Other financial liabilities at amortised cost | 27.44 | 27.44 |
| b. Others | | |
| i. Miscellaneous income | 520.89 | 221.02 |
| | 646.03 | 593.14 |

24. Changes in inventories of work-in-progress

| | | |
|---|---------------|-----------------|
| a. Work-in-progress at beginning of the year | 19,211.10 | 17,979.04 |
| b. Work-in-progress at end of the year | 20,359.80 | 19,211.10 |
| c. Finance cost allocated to work-in-progress (see note (i) to note 26) | 1,273.96 | 929.02 |
| Net (increase)/decrease in inventories | 125.26 | (303.04) |

25. Employee benefits expense

| | | |
|-----------------------|-------------|--------------|
| a. Salaries and Wages | 3.09 | 16.82 |
| | 3.09 | 16.82 |

26. Finance costs

| | | |
|---|----------------|----------------|
| a. Interest expenses: | | |
| i. On borrowings | - | - |
| ii. loans from related parties | 1524.36 | 1524.36 |
| iii. to customers / others | 8.84 | 7.96 |
| iv. On delayed payment of statutory dues | 29.93 | 21.06 |
| | 1563.13 | 1553.38 |
| Less: Finance cost allocated to inventory of work-in-progress | 1273.96 | 929.02 |
| | 289.17 | 624.36 |

Note:

(i) Interest allocable to inventory of projects under progress (work-in-progress) has been segregated from finance cost and reflected under changes in inventories of work-in-progress for better presentation (Also see note 24)

27. Depreciation and amortisation expense

| | | |
|--|-------------|-------------|
| a. Depreciation on property, plant and equipment | 0.92 | 1.33 |
| | 0.92 | 1.33 |



L + Ajai

Parsvnath Buildwell Private Limited
Notes to the financial statements for the year ended 31 March, 2017

| | Year ended 31-March-2017 | Year ended 31-March-2016 |
|--|-------------------------------------|-------------------------------------|
| | Rs. / Lakhs | Rs. / Lakhs |
| 28. Other expenses | | |
| a. Travelling and conveyance | 5.10 | 3.44 |
| b. Repair and maintenance | 1.56 | 2.29 |
| c. Insurance | 7.11 | 8.87 |
| d. Rates and Taxes | 16.70 | 0.70 |
| e. Postage and telegram | 0.02 | 0.03 |
| f. Printing and stationery | 0.15 | 0.39 |
| g. Advertisement and business promotion | - | 2.15 |
| h. Sales commission | - | 6.28 |
| i. Legal and professional charges | 132.39 | 57.87 |
| j. Payment to auditors (see note below) | 3.00 | 5.00 |
| k. Miscellaneous expenses | 16.64 | 24.47 |
| | 182.67 | 111.49 |
| Payment to auditors (net of service tax credit) | | |
| i. Statutory audit fee | 3.00 | 5.00 |
| ii. Out of pocket expenses | - | - |
| | 3.00 | 5.00 |



[Handwritten signatures]

Parsvnath Buildwell Private Limited
Notes to the financial statements for the year ended 31 March, 2017

| | Year ended 31-March-2017 Rs. / Lakhs | Year ended 31-March-2016 Rs. / Lakhs |
|---|--|--|
| 29. Income tax | | |
| A. Income tax recognised in profit and loss | | |
| Current tax | | |
| In respect of the current year | - | 24.00 |
| | <u>-</u> | <u>24.00</u> |
| Deferred tax | | |
| In respect of the current year | (33.24) | 19.14 |
| | <u>(33.24)</u> | <u>19.14</u> |
| | | |
| Total income tax expense/(benefit) recognised in the Statement of Profit and loss | <u>(33.24)</u> | <u>43.14</u> |
| B. Reconciliation of income tax expense with accounting profit | | |
| i. Profit/(loss) before tax | (93.71) | 159.83 |
| ii. Income tax expense calculated at 30.9% | (28.96) | 49.39 |
| iii. Effect of expenses that are not deductible in determining taxable income | - | - |
| iii. Adjustments recognised in the current year in relation to the deferred tax of previous years | (4.28) | (6.25) |
| | <u>(4.28)</u> | <u>(6.25)</u> |
| Total income tax expense recognised in the Statement of Profit and Loss (i to iv) | <u>(33.24)</u> | <u>43.14</u> |

The tax rate used for the years 2016-2017 and 2015-2016 reconciliations above is the corporate tax rate of 30% plus education cess of 3% on corporate tax, payable by corporate entities in India on taxable profits under the Indian tax law



S N Dhawan
 A
 (Signature)

Parsvnath Buildwell Private Limited
Notes to the financial statements for the year ended 31 March, 2017

| | As at 31-Mar-17 | As at 31-Mar-16 | As at 1-April-2015 |
|--|--------------------|--------------------|-----------------------|
| | Rs. / Lakhs | Rs. / Lakhs | Rs. / Lakhs |
| 30 Contingent liabilities | | | |
| Claims against the Company not acknowledged as debts | | | |
| - Customers complaints pending in consumer court | 429.46 | 277.11 | 265.58 |
| | 429.46 | 277.11 | 265.58 |

Note:

It is not possible for the Company to estimate cash outflows. The extent to which an outflow of funds will be required is dependent on the pending resolution of the respective proceedings/legal cases and it is determinable on receipt of judgement/ decision pending with various forums/authorities/courts.

Few allottees of the project approached the National Consumer Disputes Redressal Commission (NCDRC) for refund of their booking amount. The NCRDC vide Order dated 06.05.2016 directed the Company to refund the amount paid by 70 allottees. The Company preferred appeal before the Hon'ble Supreme Court of India.

The Hon'ble Supreme Court upheld the decision of the NCDRC for refund and the Company has deposited Rs. 2,230.00 lakhs with the Registrar towards Principal amount to be refunded. The interest and compensation payable to the allottees is yet to be decided by the Hon'ble Supreme Court.

31 Commitments

The Company does not have any significant financial commitments.

32 The Company did not have any long term contracts including derivative contracts for which there were any material foreseeable losses.

33 The Company's project has been delayed due to non-receipt of approval for the revised building plans.

The collaborators (land owners) are seeking cancellation of the Development Agreement and other related agreements and have taken legal steps in this regard. The matter is sub-judice before the Court and the arbitration proceedings are also expected to commence.

34 Settlement agreement

During the year, a settlement agreement was executed by Parsvnath Developers Limited and other Promoters with the Investors and the company on 3rd June 2011, for the exit of the Investors from the Company and purchase of securities held by them by the Promoters or their designated nominee(s). An execution Petition for enforcement of the settlement agreement is pending before the Delhi High Court. The financial statements do not include any adjustments arising from the settlement agreement.

35 Pursuant to Investment Agreement dated 21 December, 2010 entered into with Parsvnath Developers Limited (PDL), Parasnath And Associates Private Limited and two overseas Investment entities viz. Anuradha SA Investments LLC, Mauritius (ASA) and Anuradha Ventures Limited, Cyprus (AVL), PDL had transferred and assigned developments rights in relation to its ongoing project, namely Parsvnath Exotica located in Ghaziabad (on land admeasuring 31 acres) situated at village Arthala, Ghaziabad (the Project) to the Company at a consideration of Rs. 7,500.00 lakhs on terms and condition contained therein.

In lieu of consideration of Rs. 7,500.00 lakhs, the Company had allotted 500,000 Class A Equity Shares of Rs. 10 each at par, 90,000 Class B Equity Shares (not carrying any voting rights) of Rs. 10 each at a premium of Rs. 190 per share, 250,145 fully convertible debentures of Rs. 100 each at par and 349,892 convertible Preference Shares of Rs. 100 each at a premium of Rs. 1,900 each during the year ended 31 March, 2011 and has allotted 22,015 Series A Fully Convertible debentures of Rs. 100 each against the outstanding balance during the year ended 31 March, 2012.

36 Transfer pricing

As per the Transfer Pricing Rules of the Income tax Act, 1961 every company is required to get a transfer pricing study conducted to determine whether the transactions with associated enterprises were undertaken at an arm's length basis for each financial year end. Transfer pricing study for the transactions during the year ended 31 March, 2017 is currently in progress and hence adjustments if any which may arise there have not been taken into account in these financial statements and will be effective in the financial statements for the year ended 31 March, 2018. However in the opinion of the Company's management, adjustments, if any, are not expected to be material.

37 Corporate social responsibility

In terms of provisions of section 135 of the Companies Act, 2013, the Company was required to spend Rs. 2.89 lakhs on activities relating to Corporate Social Responsibilities (CSR), however no amount was spent during the year. The Company is in the process of identifying the projects







38 Employee benefit plan

The Company offers its employees defined benefit plan in the form of a gratuity scheme. Benefits under gratuity scheme are based on year's of service and employee remuneration. The scheme provides for lump sum payment to vested employees at retirement, death while on employment, resignation or on termination of employment.

Amount is equivalent to 15 days salary payable for each completed year of service or part thereof in excess of 6 months. Vesting occurs upon completion of 5 years of continuous service.

| | As at 31-Mar-17 Rs. / Lakhs | As at 31-Mar-16 Rs. / Lakhs | As at 31-Mar-15 Rs. / Lakhs |
|--|-----------------------------------|-----------------------------------|-----------------------------------|
| Liability at the beginning of the year | 2.55 | - | - |
| Current service cost | 0.51 | 2.55 | - |
| Paid during the year | 0.51 | - | - |
| Liability at the end of the year | 2.55 | 2.55 | - |
| Expense recognised in the Statement of Profit and Loss | 0.51 | 2.55 | - |

39. Segment reporting

The Company is engaged in the business of 'Real Estate'. For management purposes, there is single reportable segment. Accordingly disclosure required by Ind AS 108 'Operating Segment' have not been provided in the financial statements.

The Company operates in single geographical area of India. Accordingly, geographical information has not been reported

There is no single customer who contributed 10% or more to the Company's revenue during the year 2016-17 and 2015-16.

| | | Year ended 31-Mar-17 Rs. / Lakhs | Year ended 31-Mar-16 Rs. / Lakhs |
|--|--------------|--|--|
| 40. Earnings per share | | | |
| i. Net loss for calculation of basic and diluted earnings per share | Rs. in lakhs | (60.47) | 116.69 |
| ii. Weighted average number of equity shares outstanding during the year | Numbers | 11,91,000 | 11,91,000 |
| iii. Basic earnings per share | Rs. | (5.08) | 9.80 |
| iv. Weighted average number of diluted shares | Numbers | 9,83,45,930 | 9,83,45,930 |
| v. Diluted earnings per share | Rs. | (5.08) | 0.12 |
| vi. Nominal value of equity shares | Rs. | 10.00 | 10.00 |

41. Disclosure of Specified Bank Notes (SBN)

Details of 'Specified Bank Notes' (SBN) held and transacted during the period from 8 November, 2016 to 30 December, 2016 is given below:

| Particulars | SBNs | Other denomination notes | Total |
|--|-------------|--------------------------|-------------|
| | Rs. / Lakhs | Rs. / Lakhs | Rs. / Lakhs |
| Closing Cash in hand as on 8 November, 2016 | | 7.24 | 7.24 |
| (+) Amount withdrawn from bank | - | - | - |
| (+) Permitted receipts | - | - | - |
| (-) Permitted payments | - | 0.36 | 0.36 |
| (-) Amount deposited in bank | - | - | - |
| Closing Cash in hand as on 30 December, 2016 | - | 6.88 | 6.88 |



[Handwritten signatures]

Parsvnath Buildwell Private Limited
Notes to the financial statements for the year ended 31 March, 2017

Note:

For the purposes of this note, the term 'Specified Bank Notes' shall have the same meaning provided in the notification of the Government of India, in the Ministry of Finance, Department of Economic Affairs number S.O. 3407(E), dated the 8 November, 2016.

42. Reconciliation of equity and net profit under previous GAAP and Ind AS

Reconciliation of net profit /(loss) under previously applicable Generally Accepted Accounting Principles

| Particulars | Year ended 31.03.2016 Rs. / Lakhs |
|--|---|
| Net profit for the year under previous GAAP | 30.94 |
| - Impact of fair valuation of financial assets and financial liabilities | 27.45 |
| - Amortised interest classified under other income | (7.67) |
| - Amortised cost classified under finance cost | (20.67) |
| - Deferred tax recognised | 86.64 |
| - Impact on net revenue (revenue less cost) due to reversal of sale & cost | - |
| Net profit for the year under Ind AS | 116.69 |

Reconciliation of equity under Ind AS with equity reported under previous GAAP is as under:

| Particulars | As at 31.03.2016 Rs. / Lakhs |
|--|------------------------------------|
| Equity as per previous GAAP | 11,070.04 |
| - Impact on account of change in measurement of revenue from real estate (net of cost) | (366.97) |
| - Reclassification of redeemable preference shares and convertible debentures | 9350.42 |
| - Tax impact on above adjustment | 20.66 |
| Equity as per Ind AS | 20,074.15 |







Parsvnath Buildwell Private Limited
Notes to the financial statements for the year ended 31 March, 2017

43. Financial Instruments

The carrying amounts and fair values of financial instruments by categories is as follows:

| | Rs. / Lakhs | | | | | |
|---|-------------------|-----------------|-------------------|-----------------|---------------------|------------------|
| | As at 31-March-17 | | As at 31-March-16 | | As at 1 April, 2015 | |
| | Total | At cost | FVTPL | Total | At cost | FVTPL |
| Financial assets | | | | | | |
| i. Investments | 1.00 | 1.00 | - | 1.00 | - | - |
| ii. Loans | 4,870.12 | 4,870.12 | - | 4,953.56 | 1.00 | 1.00 |
| iii. Trade receivables | 18.47 | 18.47 | - | 18.47 | 4,834.64 | 4,834.64 |
| iv. Cash and cash equivalents | 16.80 | 16.80 | - | 47.11 | 18.47 | 18.47 |
| v. Bank balances other than (iii) above | 15.12 | 15.12 | - | 3,418.22 | 309.27 | 309.27 |
| vi. Other financial assets | 14.17 | 14.17 | - | 166.33 | 5,803.54 | 5,803.54 |
| Total financial assets | 4,935.68 | 4,935.68 | - | 8,604.69 | 11,270.64 | 11,270.64 |
| Financial liabilities | | | | | | |
| i. Borrowings | 445.80 | 445.80 | - | 464.40 | 484.17 | 484.17 |
| ii. Trade Payables | 1,065.37 | 1,065.37 | - | 577.25 | 534.16 | 534.16 |
| iii. Other financial liabilities | 2,940.47 | 2,940.47 | - | 2,246.74 | 2,390.28 | 2,390.28 |
| Total financial liabilities | 4,451.64 | 4,451.64 | - | 3,288.39 | 3,408.61 | 3,408.61 |

The Company has disclosed financial instruments such as trade receivables, other financial assets, trade payables, borrowings and other financial liabilities at carrying value because their carrying amounts are reasonable approximation of the fair values.

S. N. Dhanwan & Co. LLP
NEW DELHI



Parsvnath Buildwell Private Limited
Notes to the financial statements for the year ended 31 March, 2017

44. Related party disclosures

i. List of related parties (With whom the Company has transactions during the year)

(a) Holding Company

- Parsvnath Developers Limited (PDL)

(b) Entities having significant influence

- Anuradha SA Investments LLC, Mauritius (ASA)
 - Anuradha Ventures Limited, Cyprus (AVL)

(c) Subsidiary Company

- Parsvnath Realcon Private Limited (PRPL)

(d) Fellow subsidiary

- Parsvnath Landmark Developers Private Limited (PLDPL)

ii. Balances outstanding/transactions with related parties

| | Holding Company PDL Rs. / Lakhs | Significant influence | | Subsidiary Company PRPL Rs. / Lakhs | Fellow subsidiary PLDPL Rs. / Lakhs |
|--|--|-----------------------|-----------------------------------|--|--|
| | | ASA Rs. / Lakhs | AVL Rs. / Lakhs | | |
| (a) Transactions during the year | | | | | |
| Expenses incurred on their behalf (net) | 20.08 (70.71) | - (-) | - (-) | - (-) | - (-) |
| Loan paid | - (-) | - (-) | - (-) | 17.25 (-) | - (-) |
| Loan received back | - (-) | - (-) | - (-) | (19.89) | - (-) |
| Advances received (net) | 400.42 (-) | - (-) | - (-) | - (-) | - (-) |
| Interest on debentures | 167.96 (167.96) | - (-) | 1,356.41 (1356.41) | - (-) | - (-) |
| Interest income | 1.27 (1.27) | - (-) | - (-) | - (-) | - (-) |
| Purchase of goods | - (-) | - (-) | - (-) | - (-) | 2.00 (-) |
| (b) Balances at year-end | | | | | |
| Advances | 650.00 (650.00) 573.20 | - (-) (-) | - (-) (-) | - (-) (-) | - (-) (-) |
| Security deposit (asset) | 13.74 (13.74) 13.74 | - (-) (-) | - (-) (-) | - (-) (-) | - (-) (-) |
| Other short-term loans and advances | - (100.69) 38.68 | - (-) (-) | - (-) (-) | 4,220.12 (4202.87) 4222.76 | - (-) (-) |
| Interest accrued on debentures | 498.94 (347.78) 332.26 | - (-) (-) | 2,441.53 (1898.97) 2,058.02 | - (-) (-) | - (-) (-) |
| Trade payables | 468.52 (68.10) (-) | - (-) (-) | - (-) (-) | - (-) (-) | - (-) (-) |
| Interest accrued on deposits | - (4.87) 3.72 | - (-) (-) | - (-) (-) | - (-) (-) | - (-) (-) |
| Equity Component of compound financial instruments | 1,083.59 (1083.59) 1,083.59 | - (-) (-) | 8,751.00 (8751.00) 8,751.00 | - (-) (-) | - (-) (-) |
| Trade payable | - (-) (-) | - (-) (-) | - (-) (-) | - (-) (-) | 2.00 (-) (-) |



Parsvnath Bulldwell Private Limited
Notes to the financial statements for the year ended 31 March, 2017

Notes:

- 1 Related party transactions entered during the year were in ordinary course of business and are on arm's length basis.
- 2 Figures in brackets represent figures as at and for the year ended 31 March, 2016 and figures in italics represents balance as at 1 April, 2015.

Terms and conditions of transactions with related parties

All related party transactions entered during the year were in ordinary course of business and are on arm's length basis. Loans given to wholly owned subsidiaries are unsecured and interest free. For the year ended 31 March, 2017, the Company has not recorded any impairment of receivables from related parties (31 March, 2016 - Nil; 1 April, 2015 Nil). The Company makes this assessment each financial year through examination of the financial position of the related party and the market condition in which the related party operates.



L A Agai

45 First time Ind AS adoption reconciliations:

A. Effect of Ind AS adoption on the balance sheet as at 31 March, 2016 and 1 April, 2015

| Particulars | Notes | Balance sheet as at 1 April 2015 | | | Balance sheet as at 31 March 2016 | | |
|--------------------------------------|-------|----------------------------------|--|-----------------------|-----------------------------------|--|-----------------------|
| | | IGAAP Rs. / Lakhs | Effects of transition to Ind-AS Rs. / Lakhs | Ind AS Rs. / Lakhs | IGAAP Rs. / Lakhs | Effects of transition to Ind-AS Rs. / Lakhs | Ind AS Rs. / Lakhs |
| Assets | | | | | | | |
| Non-current assets | | | | | | | |
| (a) Property, plant and equipment | | 7.39 | - | 7.39 | 6.06 | - | 6.06 |
| (b) Financial assets | | | | | | | |
| (i) Investments | | 1.00 | - | 1.00 | 1.00 | - | 1.00 |
| (ii) Loans | | 4,834.64 | - | 4,834.64 | 4,953.56 | - | 4,953.56 |
| (iii) Other financial assets | | 13.74 | - | 13.74 | 13.74 | - | 13.74 |
| (c) Deferred tax assets (net) | (a) | - | 193.21 | 193.21 | 1.52 | 172.54 | 174.06 |
| (d) Tax assets (Net) | | - | - | - | 9.38 | - | 9.38 |
| (e) Other non-current assets | | 66.04 | - | 66.04 | 66.04 | - | 66.04 |
| Total non-current assets | | 4,922.81 | 193.21 | 5,116.02 | 5,051.30 | 172.53 | 5,223.84 |
| Current assets | | | | | | | |
| (a) Inventories | (b) | 12,709.57 | 5,269.47 | 17,979.04 | 13,888.63 | 5,322.47 | 19,211.10 |
| (b) Financial assets | | | | | | | |
| (i) Trade receivables | (c) | 18.47 | - | 18.47 | 286.12 | (267.65) | 18.47 |
| (ii) Cash and cash equivalents | | 309.27 | - | 309.27 | 47.11 | - | 47.11 |
| (iii) Bank balances other than (iii) | | 5,803.54 | - | 5,803.54 | 3,418.22 | - | 3,418.22 |
| (iv) Other financial assets | | 289.97 | - | 289.97 | 152.58 | - | 152.58 |
| (c) Other current assets | (d) | 1,168.49 | (176.67) | 991.82 | 1,432.05 | (104.62) | 1,327.43 |
| Total current assets | | 20,299.31 | 5,092.80 | 25,392.11 | 19,224.71 | 4,950.20 | 24,174.91 |
| Total assets | | 25,222.12 | 5,286.01 | 30,508.13 | 24,276.01 | 5,122.73 | 29,398.75 |

EQUITY AND LIABILITIES

1. Equity

| | | | | | | | |
|--|-----|------------------|-----------------|------------------|------------------|-----------------|------------------|
| (a) Equity share capital | (e) | 603.27 | -484.17 | 119.10 | 603.27 | (484.17) | 119.10 |
| (b) Equity component of compound financial instruments | (f) | - | 9,834.59 | 9,834.59 | - | 9,834.59 | 9,834.59 |
| (c) Other equity | (g) | 10,435.83 | (432.06) | 10,003.77 | 10,466.77 | (346.31) | 10,120.46 |
| Total Equity | | 11,039.10 | 8,918.36 | 19,957.46 | 11,070.04 | 9,004.11 | 20,074.15 |

2. Liabilities

Non-current liabilities

| | | | | | | | |
|--------------------------------------|-----|-----------------|-------------------|---------------|-----------------|-------------------|---------------|
| (a) Financial liabilities | | | | | | | |
| (i) Borrowings | (h) | 9,834.59 | (9,350.42) | 484.17 | 9,834.59 | (9,370.19) | 464.40 |
| Total non-current liabilities | | 9,834.59 | (9,350.42) | 484.17 | 9,834.59 | (9,370.19) | 464.40 |

Current liabilities

| | | | | | | | |
|-----------------------------------|-----|-----------------|-----------------|------------------|-----------------|-----------------|-----------------|
| (a) Financial liabilities | | | | | | | |
| (ii) Trade Payables | | 534.16 | - | 534.16 | 577.25 | - | 577.25 |
| (iii) Other financial liabilities | | 2,390.28 | - | 2,390.28 | 2,246.74 | - | 2,246.74 |
| (b) Provisions | | 1.26 | - | 1.26 | - | - | - |
| (c) Other current liabilities | (i) | 1,422.73 | 5,718.07 | 7,140.80 | 547.39 | 5,488.82 | 6,036.21 |
| Total current liabilities | | 4,348.43 | 5,718.08 | 10,066.50 | 3,371.38 | 5,488.82 | 8,860.20 |

Total liabilities

| | | | | | | | |
|--------------------------|--|------------------|-------------------|------------------|------------------|-------------------|-----------------|
| Total liabilities | | 14,183.02 | (3,632.34) | 10,550.67 | 13,205.97 | (3,881.37) | 9,324.60 |
|--------------------------|--|------------------|-------------------|------------------|------------------|-------------------|-----------------|

Total equity and liabilities

| | | | | | | | |
|-------------------------------------|--|------------------|-----------------|------------------|------------------|-----------------|------------------|
| Total equity and liabilities | | 25,222.12 | 5,286.01 | 30,508.13 | 24,276.01 | 5,122.73 | 29,398.75 |
|-------------------------------------|--|------------------|-----------------|------------------|------------------|-----------------|------------------|



Handwritten signature/initials in blue ink.

Parsvnath Buildwell Private Limited
Notes to the financial statements for the year ended 31 March, 2017

B. Effect of Ind AS adoption on the Statement of Profit and loss for the year ended 31 March, 2016

| Particulars | Note | For the year ended 31 March, 2016 | | |
|---|------|-----------------------------------|---------------------------------|---------------|
| | | IGAAP | Effects of transition to Ind-AS | Ind AS |
| | | Rs. / Lakhs | Rs. / Lakhs | Rs. / Lakhs |
| I Revenue from operations | (i) | 89.99 | 33.65 | 123.64 |
| II Other income | (k) | 565.70 | 27.44 | 593.14 |
| III Total income (I + II) | | 655.70 | 61.08 | 716.78 |
| IV Expenses | | | | |
| (a) Cost of materials consumed | | 35.69 | 0.00 | 35.69 |
| (b) Contract cost, labour and other charges | | 70.30 | 0.00 | 70.30 |
| (c) Changes in inventories of work-in-progress | (j) | (250.04) | (53.00) | (303.04) |
| (d) Employee benefit expense | | 16.82 | - | 16.82 |
| (e) Finance costs | (l) | 616.69 | 7.67 | 624.36 |
| (f) Depreciation and amortisation expense | | 1.33 | - | 1.33 |
| (g) Other expenses | | 111.49 | - | 111.49 |
| Total expenses (IV) | | 602.28 | (45.33) | 556.95 |
| V Profit/(loss) before tax (III-IV) | | 53.42 | 106.41 | 159.83 |
| VI Tax expense/(benefit): | | | | |
| (i) Current tax | | 24.00 | - | 24.00 |
| (ii) Tax adjustment for earlier years | | - | - | - |
| (iii) Deferred tax | (a) | (1.52) | 20.67 | 19.14 |
| | | 22.48 | 20.67 | 43.14 |
| VII Profit/(loss) for the year (V - VI) | | 30.94 | 85.75 | 116.69 |
| VIII Other comprehensive income | | - | - | - |
| IX Total comprehensive income for the year (VIII + IX) | | 30.94 | 85.75 | 116.69 |

C. Effect of Ind AS adoption on statement of cash flow for the year ended 31 March, 2016

| Particulars | For the year ended 31 March, 2016 | | |
|--|-----------------------------------|---------------------------------|-----------------|
| | IGAAP | Effects of transition to Ind-AS | Ind AS |
| | Rs. / Lakhs | Rs. / Lakhs | Rs. / Lakhs |
| Net cash flows from operating activities | (1,439.05) | 27.45 | (1,411.60) |
| Net cash flows from investing activities | (2,934.59) | 5,800.71 | 2,866.11 |
| Net cash flows from financing activities | (1,689.23) | (27.45) | (1,716.68) |
| Net increase (decrease) in cash and cash equivalent | (6,062.87) | 5,800.70 | (262.17) |
| Cash and cash equivalent at the beginning of the year | 6,109.99 | (5,800.71) | 309.28 |
| Cash and cash equivalent at the end of the year | 47.11 | - | 47.11 |

D. Analysis of cash and cash equivalents as at 31 March, 2016 and as at 1 April, 2015 for the purpose of statement of cash flow under Ind AS

| | As at | As at |
|--|---------------|----------------|
| | 1 April, 2015 | 31 March, 2016 |
| | Rs. / Lakhs | Rs. / Lakhs |
| Cash and cash equivalent for the purpose of statement of cash flows as per previous GAAP | 6,109.99 | 47.11 |
| Adjustment (m) | (5,800.71) | - |
| Cash and cash equivalent for the purpose of statement of cash flows under Ind AS | 309.28 | 47.11 |

Notes to the reconciliations

(a) Deferred tax assets

As per previous GAAP, Deferred tax assets were not recognised, due to absence of virtual certainty supported by convincing evidence. Under Ind AS, deferred tax asset has been recognised on the basis of reasonable



(b) Inventory

The Company has followed guidance note on 'Accounting for Real Estate Transactions' issued by the Institute of Chartered Accountants of India (ICAI) for entities under Ind AS. In accordance with the guidance note, one phase of the project does not meet the criteria for recognition of revenue. Accordingly, revenue on such phase has been de-recognised and cost incurred in respect of sold units in respect of such phase has been reflected as inventory.

(c) Trade receivables

In accordance with the guidance note as mentioned in (b) above, revenue recognised as per Previous GAAP has been reversed and accordingly trade receivables have reduced.

(d) Other current assets

In accordance with the guidance note as mentioned in (b) above, revenue recognised as per Previous GAAP has been reversed and accordingly Unbilled receivable (grouped under 'Other current asset') have reduced.

(e) Redeemable Preference shares

The Company has issued Preference shares, which are redeemable at the option of the shareholder. Under previous Gaap, these shares were reflected as share capital. Under Ind AS, the Company has assessed that shareholder is more likely to take option for redemption of these preference shares. Accordingly as per Ind AS, these redeemable preference shares have been classified as liability.

(f) Compound financial instruments

The Company has issued fully convertible debentures. As per previous Gaap, these debentures were classified as borrowings. Under Ind AS, debentures being convertible in equity shares have been classified as 'Compound Financial Instruments'.

(g) Other equity

Under Ind AS, retained earnings have reduced due to de-recognition of revenue

(h) Borrowings

The Company has issued fully convertible debentures. As per previous Gaap, these debentures were classified as borrowings. Under Ind AS, debentures being convertible in equity shares have been classified as 'Compound Financial Instruments'. Accordingly, borrowings have reduced

Under Ind AS, borrowings have been measured at amortised cost using effective interest rate.

(i) Other current liabilities

The Company has followed guidance note on 'Accounting for Real Estate Transactions' issued by the Institute of Chartered Accountants of India (ICAI) for entities under Ind AS. In accordance with the guidance note, certain projects of the group does not meet the criteria for recognition of revenue. Accordingly, revenue on such projects has been de-recognised. Amounts received from customers in respect of these projects is reflected as advances from customers.

(j) Revenue/cost

Revenue was de-recognised in some of the units as at 1 April, 2015, which does not meet revenue recognition criteria. During 2015-16, revenue was again recognised, on meeting the criteria. Expense against this revenue is recognised as 'Change in inventory of work-in-progress'.

(k) Other income

Interest income booked on the basis of effective interest rate (EIR)

(l) Finance costs

Under Ind AS, borrowings have been measured at amortised cost using effective interest rate.

(m) Cash and cash equivalent for the purpose of Cash flow statement

As per Ind AS, bank deposits for maturity above 3 months, have not been considered as cash equivalent for the purpose of cash flow statement. Under, previous Gaap, these were considered as cash equivalent, since there is no restriction on pre-mature.



Handwritten signature in blue ink, appearing to read 'S. N. Dhawan'.

Parsvnath Buildwell Private Limited
Notes to the financial statements for the year ended 31 March, 2017

46. Financial Risk Management

The Company's business operations are exposed to various financial risks such as liquidity risk, market risks, credit risk, interest rate risk, funding risk etc. The Company's financial liabilities mainly includes borrowings taken for the purpose of financing company's operations. Financial assets mainly includes trade receivables, investment in subsidiary and loans to its subsidiary company.

The Company has a system based approach to financial risk management. The Company has internally instituted an integrated financial risk management framework comprising identification of financial risks and creation of risk management structure. The financial risks are identified, measured and managed in accordance with the Company's policies on risk management. Key financial risks and mitigation plans are reviewed by the board of directors of the Company.

Liquidity Risk

Liquidity risk is the risk that the Company may face to meet its obligations for financial liabilities. The objective of liquidity risk management is that the Company has sufficient funds to meet its liabilities when due. The Company is under stressed conditions, which has resulted in delays in meeting its liabilities. The Company, regularly monitors the cash outflow projections and arrange funds to meet its liabilities.

The following table summarises the maturity analysis of the Company's financial liabilities based on contractual undiscounted cash outflows:

| | Carrying amount | Payable within 1 year | Payable in 1-3 years | Rs. / Lakhs Payable more than 3 years |
|-----------------------------|------------------------|------------------------------|-----------------------------|--|
| As at 31 March, 2017 | | | | |
| Borrowings | 445.80 | - | 445.80 | - |
| Trade payables | 1,065.37 | 1,065.37 | - | - |
| Other financial liabilities | 2,940.47 | 2,940.47 | - | - |
| | 4,451.64 | 4,005.84 | 445.80 | - |
| As at 31 March, 2016 | | | | |
| Borrowings | 464.40 | - | 464.40 | - |
| Trade payables | 577.25 | 577.25 | - | - |
| Other financial liabilities | 2,246.74 | 2,246.74 | - | - |
| | 3,288.39 | 2,823.99 | 464.40 | - |
| As at 01 April, 2015 | | | | |
| Borrowings | 484.17 | - | 484.17 | - |
| Trade payables | 534.16 | 534.16 | - | - |
| Other financial liabilities | 2,390.28 | 2,390.28 | - | - |
| | 3,408.61 | 2,924.44 | 484.17 | - |




Market risk

Market risk is the risk that future cash flows will fluctuate due to changes in market prices i.e. interest rate risk and price risk.

A. Interest rate risk

Interest rate risk is the risk that the future cash flows will fluctuate due to changes in market interest rates. The Company is mainly exposed to the interest rate risk due to its borrowings. The Company manages its interest rate risk by having balanced portfolio of fixed and variable rate borrowings. The Company does not enter into any interest rate swaps.



Parsvnath Buildwell Private Limited
Notes to the financial statements for the year ended 31 March, 2017

Interest rate sensitivity analysis

The exposure of the company's borrowing to interest rate change at the end of the reporting periods are as follows :

| | As at 31 March, 2017 | As at 31 March, 2016 | As at 1 April, 2015 |
|---------------------------------------|---------------------------------|---------------------------------|--------------------------------|
| | Rs. / Lakhs | Rs. / Lakhs | Rs. / Lakhs |
| Variable rate borrowings | | | |
| Long Term | - | - | - |
| Short Term | - | - | - |
| Total Variable rate Borrowing | - | - | - |
| Fixed Rate Borrowings | | | |
| Long Term | 445.80 | 464.40 | 484.17 |
| Short Term | - | - | - |
| Total Fixed rate Borrowing | 445.80 | 464.40 | 484.17 |
| Total Borrowing | 445.80 | 464.40 | 484.17 |
| Compound financial instruments | | | |
| Fixed rate | 9,834.59 | 9,834.59 | 9,834.59 |

Sensitivity

Variable Interest rate loans are exposed to interest rate risk, the impact on profit or loss before tax maybe as follows :

| | Year ended 31 March, 2017 | Year ended 31 March, 2016 |
|----------------------------------|--------------------------------------|--------------------------------------|
| | Rs. / Lakhs | Rs. / Lakhs |
| Increase in interest rate by 1 % | (102.80) | (102.99) |
| Decrease in interest rate by 1 % | 102.80 | 102.99 |

B. Price risk

The Company has very limited exposure to price sensitive securities, hence price risk is not material.

Credit Risk

Credit risk is the risk that customer or counter-party will not meet its obligation under the contract, leading to financial loss. The Company is exposed to credit risk for receivables from its real estate customers and refundable security deposits.

Customers credit risk is managed, generally by receipt of sale consideration before handing over of possession and/or transfer of legal ownership rights. The Company credit risk with respect to customers is diversified due to large number of customers spread over different geographies.

Based on prior experience and an assessment of the current receivables, the management believes that there is no credit risk and accordingly no provision is required. The ageing of trade receivables is as below:

| | As at 31 March, 2017 | As at 31 March, 2016 | As at 1 April, 2015 |
|------------------------------------|---------------------------------|---------------------------------|--------------------------------|
| | Rs. / Lakhs | Rs. / Lakhs | Rs. / Lakhs |
| Outstanding for more than 6 months | 18.47 | 18.47 | 18.47 |
| Outstanding for 6 months or less | - | - | - |
| | 18.47 | 18.47 | 18.47 |



Parsvnath Buildwell Private Limited
Notes to the financial statements for the year ended 31 March, 2017

47. Capital Management

For the purpose of capital management, capital includes equity capital, share premium and retained earnings. The Company maintains balance between debt and equity. The Company monitors its capital management by using a debt-equity ratio, which is total debt divided by total capital.

The debt-equity ratio at the end of the reporting period is as follows:

| | As at 31 March, 2017 | As at 31 March, 2016 | As at 1 April, 2015 |
|--|---------------------------------|---------------------------------|--------------------------------|
| | Rs. / Lakhs | Rs. / Lakhs | Rs. / Lakhs |
| Borrowings: | | | |
| - Long term | - | - | - |
| - Short term | - | - | - |
| - Current maturities of long term borrowings | 445.80 | 464.40 | 484.17 |
| Total borrowings - A | 445.80 | 464.40 | 484.17 |
| Equity | | | |
| - Share capital | 119.10 | 119.10 | 119.10 |
| - Equity component of compound financial instruments | 9,834.59 | 9,834.59 | 9,834.59 |
| - Other equity | 10,059.99 | 10,120.46 | 10,003.77 |
| Total Equity - B | 20,013.68 | 20,074.15 | 19,957.46 |
| Debt to equity ratio (A/B) | 0.02 | 0.02 | 0.02 |

48. Events after the reporting period

There are no event observed after the reported period which have an impact on the Company's operation.

49. Approval of the financial statements

The financial statements were approved for issue by Board of Directors on 6 September, 2017.



For and on behalf of the Board of Directors

Virek Garg
Virek Garg
 Director
 DIN: 01832495

Ashish Jain
Ashish Jain
 Director
 DIN: 06814151

Smriti Seth
Smriti Seth
 Company Secretary
 Membership No. A23972

Place: Delhi
 Date: 6 September, 2017

PARSVNATH BUILDWELL PRIVATE LIMITED

FORM NO. AOC.1

Statement containing salient features of the financial statement of
subsidiary company as on March 31, 2017

(Pursuant to Section 129(3) of the Companies Act, 2013 read with Rule 5 of
Companies (Accounts) Rules, 2014)

Part A: Subsidiaries

(Rs in Lakhs)

| Sl. No. | Particulars | Details |
|---------|--|-----------------------------------|
| 1. | Name of the subsidiary | Parsvnath Realcon Private Limited |
| 2. | Date since when subsidiary was acquired | 30/12/2010 |
| 3. | Reporting currency and Exchange rate as on March 31, 2017 | INR |
| 4. | Share capital | 1.00 |
| 5. | Reserves & surplus | 250.08 |
| 6. | Total assets | 4930.03 |
| 7. | Total Liabilities (Loans + Current Liabilities) | 4678.95 |
| 8. | Investments | Nil |
| 9. | Turnover (including Other Income) | 10.20 |
| 10. | Profit / (Loss) before taxation | (23.06) |
| 11. | Provision for taxation | Nil |
| 12. | Profit / (Loss) after taxation | (23.06) |
| 13. | Proposed Dividend | Nil |
| 14. | Extent of shareholding (in percentage) | 100% |

Part B: Associates and Joint Ventures- Not Applicable

For and on behalf of the Board of Directors



Ashish Jain
Director

DIN: 06814151



Vivek Garg
Director

DIN: 01832495



Smriti Seth
Company Secretary

M.No. A23972

Place: Delhi

Date: September 6, 2017

