

FARHAD REALTORS PRIVATE LIMITED
(CIN - U70200DL2008PTC175679)
Balance Sheet as at 31 March, 2018


	Note No.	As at 31 March, 2018 ₹	As at 31 March, 2017 ₹	As at 01 April, 2016 ₹
Assets				
1. Current assets				
a. Financial assets				
i. Cash and cash equivalents	3	29,092	1,08,911	1,07,814
		29,092	1,08,911	1,07,814
TOTAL		29,092	1,08,911	1,07,814
Equity and Liabilities				
1. Equity				
a. Equity Share capital	4	1,00,000	1,00,000	1,00,000
b. Other equity	5	(89,488)	(3,039)	(4,101)
		10,512	96,961	95,899
2. Liabilities				
Current liabilities				
a. Financial liabilities				
i. Trade Payables	6	18,580	11,500	11,450
b. Provisions	7	-	450	465
		18,580	11,950	11,915
TOTAL		29,092	1,08,911	1,07,814

See accompanying notes forming part of the financial statements 1-13

In terms of our report of even date attached.

For **DINESH JAIN & ASSOCIATES**
Chartered Accountants
(FRN 004885N)

Neha Jain
Neha Jain, FCA
PARTNER
M. No. 514725



Place: Delhi
Date: 25.05.2018

For and on behalf of the Board

Raj Kumar Jain
Raj Kumar Jain
Director
(DIN:03342233)

Vivek Garg
Vivek Garg
Director
(DIN:01832495)

FARHAD REALTORS PRIVATE LIMITED
(CIN - U70101DL2005PTC141269)

Statement of Profit and Loss for the year ended 31 March, 2018

	Note No.	Year ended	Year ended
		31 March, 2018	31 March, 2017
		₹	₹
1. Revenue from operations	8	-	9,500
Total Income		-	9,500
2. Expenses			
Other expenses	9	86,449	7,988
Total Expenses		86,449	7,988
3. Profit before Tax (1-2)		(86,449)	1,512
4. Tax expenses			
(a) Current tax		-	450
		-	450
5. Profit after tax (3-4)		(86,449)	1,062
6. Other comprehensive income		-	-
7. Total comprehensive income for the year		(86,449)	1,062
8. Earnings per equity share [nominal value of share ₹ 10 each]	10		
(a) Basic		(8.64)	0.11
(b) Diluted		(8.64)	0.11

See accompanying notes forming part of the financial statements 1-13

In terms of our report of even date attached.

For **DINESH JAIN & ASSOCIATES**
Chartered Accountants
(FRN 004885N)

Neha Jain
Neha Jain, FCA
PARTNER
M. No. 514725



For and on behalf of the Board

Raj Kumar Jain
Raj Kumar Jain
Director
(DIN:03342233)

Vivek Garg
Vivek Garg
Director
(DIN:01832495)

Place: Delhi
Date: 25.05.2018

FARHAD REALTORS PRIVATE LIMITED

(CIN - U70200DL2008PTC175679)

Statement of changes in equity for the year ended 31 March, 2018**A. Equity Share Capital**

Particulars	No. of shares	₹
Equity shares of Rs. 10 each issued, subscribed and fully paid		
Balance as at 1 April, 2016	10,000	1,00,000
Changes in equity share capital during the year	-	-
Balance as at 31 March, 2017	10,000	1,00,000
Changes in equity share capital during the year	-	-
Balance as at 31 March, 2018	10,000	1,00,000

B Other Equity**Reserves & Surplus**

Particulars	Retained earnings	Total
Balance as at 1 April, 2016	(4,101)	(4,101)
Profit /(Loss) for the year	1,062	1,062
Other comprehensive income for the year	-	-
Balance as at 31 March, 2017	(3,039)	(3,039)
Profit /(Loss) for the year	(86,449)	(86,449)
Other comprehensive income for the year	-	-
Balance as at 31 March, 2018	(89,488)	(89,488)

See accompanying notes forming part of the financial statements

In terms of our report of even date attached.

For **DINESH JAIN & ASSOCIATES**

Chartered Accountants

(FRN 004885N)


Neha Jain, FCA

PARTNER

M. No. 514725



For and on behalf of the Board


Raj Kumar Jain

Director

(DIN:03342233)


Vivek Garg

Director

(DIN:01832495)

Place: Delhi

Date: 25.05.2018

FARHAD REALTORS PRIVATE LIMITED
(CIN - U70200DL2008PTC175679)
Cash Flow Statement for the year ended 31 March, 2018


	Year ended 31 March, 2018 ₹	Year ended 31 March, 2017 ₹
A. CASH FLOW FROM OPERATING ACTIVITIES		
Net profit before tax	(86,449)	1,512
Adjustments for :		
Movements in working capital	(86,449)	1,512
Increase/(Decrease) in Trade Payables	7,080	50
Cash generated from/(used in) operations	(79,369)	1,562
Direct taxes paid/deducted at source	450	465
Net cash used in operating activities	(79,819)	1,097
B. CASH FLOW FROM INVESTING ACTIVITIES		
Net cash from/(used in) investing activities	-	-
C. CASH FLOW FROM FINANCING ACTIVITIES		
Net cash from/(used in) financing activities	-	-
D. Net increase/ (decrease) in cash and cash equivalents	(79,819)	1,097
E. Cash and cash equivalents as at the beginning of the year	1,08,911	1,07,814
F. Cash and cash equivalents as at the end of the year (Refer note 4)	29,092	1,08,911

- 1) The statement of cash flows has been prepared under the 'Indirect method' as set out in Ind AS 7 on "Statements on Cash Flows".
- 2) Figures in brackets indicate cash outflows.

In terms of our report attached.

For **DINESH JAIN & ASSOCIATES**
Chartered Accountants
(FRN 004885N)

Neha Jain, FCA
PARTNER
M. No. 514725



For and on behalf of the Board

Raj Kumar Jain
Director
(DIN:03342233)

Vivek Garg
Director
(DIN:01832495)

Place: Delhi
Date: 25.05.2018

1 Corporate Information

Farhad Realtors Private Limited ("the Company") is a private company registered under the Companies Act and domiciled in India. The Company has become a wholly owned subsidiary of Parsvnath Developers Limited w.e.f. July 29, 2017. The Company has been set up to purchase land, immovable property or right therein and to promote the development and construction of real estate projects.

2 Significant Accounting Policies :

2.1 Statement of compliance

The company has become a wholly owned subsidiary of Parsvnath Developers Limited w.e.f. July 29, 2017. Thus, in accordance with the notification issued by the Ministry of Corporate Affairs, the Company has adopted Indian Accounting Standards (referred to as "Ind AS") notified under the Companies (Indian Accounting Standards) Rules, 2015 with effect from 1 April 2017.

Upto the year ended 31 March 2017, the Company prepared its financial statements in accordance with the requirements of previous GAAP, which includes Standards notified under the Companies (Accounting Standards) Rules, 2006. These are the Company's first Ind AS financial statements. The date of transition to Ind AS is 1 April 2016.

Previous period have been restated to Ind AS. In accordance with Ind AS 101 First-time Adoption of Indian Accounting Standard, the Company has presented a reconciliation from the presentation of financial statements under Accounting Standards notified under the Companies (Accounting Standards) Rules, 2006 ("Previous GAAP") to Ind AS of Shareholders' equity as at 31 March 2017 and 1 April 2016 and of the comprehensive net income for the year ended 31 March 2017.

These financial statements have been prepared in accordance with Ind AS as notified under the Companies (Indian Accounting Standards) Rules, 2015 read with Section 133 of the Companies Act, 2013.

2.2 Current versus non-current classification

The Company presents assets and liabilities in the balance sheet based on current/ non-current classification. An asset is treated as current when it is:

- Expected to be realised or intended to be sold or consumed in normal operating cycle
- Held primarily for the purpose of trading
- Expected to be realised within twelve months after the reporting period, or
- Cash or cash equivalent unless restricted from being exchanged or used to settle a liability for at least twelve months after the reporting period

All other assets are classified as non-current.

A liability is current when:

- It is expected to be settled in normal operating cycle
- It is held primarily for the purpose of trading
- It is due to be settled within twelve months after the reporting period, or
- There is no unconditional right to defer the settlement of the liability for at least twelve months after the reporting

2.3 Basis of preparation and presentation

The financial statements have been prepared on the historical cost basis except for certain financial instruments that are measured at fair values at the end of each reporting period, as explained in the accounting policies below.

Historical cost is generally based on the fair value of the consideration given in exchange for goods and services.

2.4 Use of estimates

The preparation of these financial statements in conformity with the recognition and measurement principles of Ind AS requires the management of the Company to make estimates and assumptions that affect the reported balances of assets and liabilities, disclosures relating to contingent liabilities as at the date of the financial statements and the reported amounts of income and expense for the periods presented.

Estimates and underlying assumptions are reviewed on an ongoing basis. Revisions to accounting estimates are recognised in the period in which the estimates are revised and future periods are affected.

2.5 Revenue recognition

Revenue is recognised to the extent that it is probable that the economic benefits will flow to the Company and the revenue can be reliably measured, regardless of when the payment is being made.



A handwritten signature in black ink, appearing to be "Vikas Bhare".

A second handwritten signature in black ink, which is more stylized and less legible than the first.

2.6 Taxation

Income tax expense represents the current tax. Current tax is the amount of tax payable as determined in accordance with the provisions of the Income Tax Act, 1961.

2.7 Financial Instruments

A. Initial recognition

Financial assets and financial liabilities are recognised when a Company entity becomes a party to the contractual provisions of the instruments.

Financial assets and financial liabilities are initially measured at fair value. Transaction costs that are directly attributable to the acquisition or issue of financial assets and financial liabilities (other than financial assets and financial liabilities at fair value through profit or loss) are added to or deducted from the fair value of the financial assets or financial liabilities, as appropriate, on initial recognition. Transaction costs directly attributable to the acquisition of financial assets or financial liabilities at fair value through profit or loss are recognised immediately in profit or loss.

Cash and cash equivalents

The Company considers all highly liquid financial instruments, which are readily convertible into known amounts of cash that are subject to an insignificant risk of change in value and having original maturities of three months or less from the date of purchase, to be cash equivalents. Cash and cash equivalents consist of balances with banks which are unrestricted for withdrawal and usage.

B. Subsequent measurement

I. Non-derivative financial instruments

a. Financial assets carried at amortised cost

Financial assets are subsequently measured at amortised cost if these financial assets are held within a business whose objective is to hold these assets in order to collect contractual cash flows and the contractual terms of the financial asset give rise on specified dates to cash flows that are solely payments of principal and interest on the principal amount outstanding.

b. Financial assets at fair value through other comprehensive income

Financial assets are measured at fair value through other comprehensive income if these financial assets are held within a business whose objective is achieved by both collecting contractual cash flows that give rise on specified dates to solely payments of principal and interest on the principal amount outstanding and by selling financial assets.

c. Financial assets at fair value through profit or loss

Financial assets are measured at fair value through profit or loss unless it is measured at amortised cost or at fair value through other comprehensive income on initial recognition. The transaction costs directly attributable to the acquisition of financial assets and liabilities at fair value through profit or loss are immediately recognised in profit or loss.

d. Financial liabilities

Financial liabilities are subsequently carried at amortized cost using the effective interest method, except for contingent consideration recognized in a business combination which is subsequently measured at fair value through profit and loss. For trade and other payables maturing within one year from the Balance Sheet date, the carrying amounts approximate fair value due to the short maturity of these instruments.

II. Share capital

Ordinary shares are classified as equity. Incremental costs directly attributable to the issuance of new ordinary shares and share options are recognised as a deduction from equity, net of any tax effects.

2.8 Operating Cycle

Based on the nature of products/activities of the Company and the normal time between acquisition of assets and their realisation in cash or cash equivalents, the Company has determined its operating cycle as 12 months for the purpose of classification of its assets and liabilities as current or non current.



[Handwritten signatures]


	As at 31 March, 2018		As at 31 March, 2017		As at 01 April, 2016	
	Number	₹	Number	₹	Number	₹
Note 4: Equity Share capital						
i. Authorised						
Equity shares of ₹ 10 each	10,000	1,00,000	10,000	1,00,000	10,000	1,00,000
	10,000	1,00,000	10,000	1,00,000	10,000	1,00,000
ii. Issued, subscribed and fully paid-up shares						
Equity Shares of ₹ 10 each fully paid	10,000	1,00,000	10,000	1,00,000	10,000	1,00,000
	10,000	1,00,000	10,000	1,00,000	10,000	1,00,000
(a) Reconciliation of number of shares outstanding						
i. Shares outstanding at the beginning of the year	10,000	1,00,000	10,000	1,00,000	10,000	1,00,000
ii. Shares outstanding at the end of the year	10,000	1,00,000	10,000	1,00,000	10,000	1,00,000

(b) Terms/rights attached to equity shares

- i. Each equity shareholder is entitled to one vote per share.

(c) Details of shares held by each shareholders holding more than 5% shares


	As at 31 March, 2018		As at 31 March, 2017		As at 01 April, 2016	
	Number	% holding	Number	% holding	Number	% holding
Equity shares of ₹ 10 each fully paid						
Parasnath And Associates Pvt. Ltd.	-	-	5,000	50.00%	5,000	50.00%
New Hind Enterprises Pvt. Ltd.	-	-	5,000	50.00%	5,000	50.00%
Parsvnath Developers Ltd	10,000	100.00%	-	-	-	-



(Handwritten signatures)

FARHAD REALTORS PRIVATE LIMITED
(CIN - U70101DL2005PTC141269)
Notes to the Financial Statements

	<u>As at</u> <u>31 March, 2018</u> ₹	<u>As at</u> <u>31 March, 2017</u> ₹	<u>As at</u> <u>01 April, 2016</u> ₹
Note 3: Cash and cash equivalents			
i. Cash in hand	23,070	1,01,525	1,00,614
ii. Balance with scheduled banks in current accounts	6,022	7,386	7,200
	<u>29,092</u>	<u>1,08,911</u>	<u>1,07,814</u>
Note 5: Other equity			
Reserves and surplus			
Retained earnings			
i. Opening Balance	(3,039)	(4,101)	(5,132)
ii. Add: Profit for the year	(86,449)	1,062	1,031
Closing Balance	<u>(89,488)</u>	<u>(3,039)</u>	<u>(4,101)</u>
Note 6: Trade Payables			
Trade Payables	<u>18,580</u>	<u>11,500</u>	<u>11,450</u>
As per the information available with the Company, sundry creditors do not include any amount due to Micro, Medium and Small Enterprises as defined under "Micro, Small and Medium Enterprises Developments Act, 2006 (MSMED Act, 2006) and no interest has been paid or payable in terms of MSMED Act, 2006.			
Note 7: Provisions			
Provision for Tax	-	<u>450</u>	<u>465</u>



(Signature)

(Signature)

FARHAD REALTORS PRIVATE LIMITED
(CIN - U70101DL2005PTC141269)
Notes to the Financial Statements

	<u>Year ended</u> <u>31 March, 2018</u> ₹	<u>Year ended</u> <u>31 March, 2017</u> ₹
Note 8: Revenue fom Operations		
Other Operating Income	-	9,500
	<u>-</u>	<u>9,500</u>
Note 9: Other expenses		
i. Fees and taxes	7,500	714
ii. Legal and professional charges	70,905	1,410
iii. Payment to auditors (see note 'i' below)	7,080	5,750
iv. Bank Charges	964	114
	<u>86,449</u>	<u>7,988</u>
Note 'i'		
Payment to auditors (exclusive of GST)		
Statutory audit fees	6,000	5,000
	<u>6,000</u>	<u>5,000</u>
Note 10: Earnings per share		
i. Net profit for calculation of basic and diluted earnings per share	(86,449)	1,062
ii. Weighted average number of equity shares outstanding during the year	10,000	10,000
iii. Basic and diluted earnings per share	(8.64)	0.11
iv. Nominal value of equity shares	10	10



[Signature]

[Signature]

Note 11: Related party disclosures

i. List of related parties

- a. Holding company
 - Parsvnath Developers Ltd (w.e.f 29.07.2017)
- b. Companies having significant influence
 - Parasnath And Associates Pvt. Ltd.*
 - New Hind Enterprises Pvt. Ltd.*
 Ceased to be w.e.f 29.07.2017

Note 12: Reconciliation of equity and net profit/loss as reported under Indas and previous GAAP.

- a. Reconciliation of net profit/(loss) under previously applicable Generally Accepted Accounting Principles ("Previous GAAP") with the total comprehensive income as reported in these financial results prepared under Ind AS for the year ended 31 March 2017 is as below:

Particulars	Year ended 31.03.2017 (Rs.)
Net profit for the period/year under Indian GAAP	1,062
Adjustments	-
Net profit for the period/year under Ind AS	1,062

- b. Reconciliation of equity under Ind AS with equity reported under previous GAAP is as under:

Particulars	As at 31.03.2017 (Rs.)
Equity as per previous GAAP	96,961
Ind AS Adjustments	-
Equity as per Ind AS	96,961


Note 13: Additional information to the financial statements


- 13.1** The Company has established internal financial control over financial reporting as required under Section 134(5) (e) of the Companies Act, 2013, including the design and implementation. These internal financial controls were operating effectively during the year.

13.2 Events after reporting period

There are no event observed after the reported period which have impact on the Company's operations.

For and on behalf of the Board


Raj Kumar Jain
 Director
 (DIN:03342233)


Vivek Garg
 Director
 (DIN:01832495)

Place:Delhi
 Date:25.05.2018

