

Suksma Buidltech Private Limited
Balance Sheet as at 31 March, 2019



	<u>Note No.</u>	<u>As at 31 March, 2019</u> Rs in lakhs	<u>As at 31 March, 2018</u> Rs in lakhs	<u>As at 01 April, 2017</u> Rs in lakhs
Assets				
1. Current assets				
a. Financial Assets				
i. Cash and cash equivalents	3	7.14	0.57	0.57
ii. Other financial assets	4	-	6.66	6.66
Total Assets		<u><u>7.14</u></u>	<u><u>7.23</u></u>	<u><u>7.23</u></u>
Equity and Liabilities				
1. Equity				
a. Equity Share capital	5	1.00	1.00	1.00
b. Other Equity	6	5.58	6.11	6.17
Total Equity		<u><u>6.58</u></u>	<u><u>7.11</u></u>	<u><u>7.17</u></u>
2. Liabilities				
Current liabilities				
a. Financial Liabilities				
i. Trade payables	7	0.51	0.12	0.06
a. Total outstanding dues of micro enterprises and small enterprises				
b. Total outstanding dues of creditors other than micro enterprises and small enterprises				
b. Other current liabilities	8	0.05	-	-
Total Liabilities		<u><u>0.56</u></u>	<u><u>0.12</u></u>	<u><u>0.06</u></u>
Total Equity and Liabilities		<u><u>7.14</u></u>	<u><u>7.23</u></u>	<u><u>7.23</u></u>

See accompanying notes forming part 1-20 of the financial statements

In terms of our report attached
For S. N. Dhawan & Co. LLP
Chartered Accountants
Firm's Registration No. 000050N/N500045


Vinesh Jain
Partner
Membership No. 087701

For and on behalf of Board of Directors

 
P.V. Raman Elayath **Rakesh Bhardwaj**
Director Director
DIN:06862390 DIN:07503740


Place: New Delhi
Date: 17.05.2019

Suksma Buidltech Private Limited
Statement of Profit and Loss for the year ended 31 March, 2019



	<u>Note No.</u>	<u>Year ended 31 March, 2019 Rs in lakhs</u>	<u>Year ended 31 March, 2018 Rs in lakhs</u>
1. Revenue from operations		-	-
Total Income		-	-
2. Expenses			
(a) Other expenses	9	0.53	0.06
Total Expenses		0.53	0.06
3. Loss before tax (1-2)		(0.53)	(0.06)
4. Tax expenses		-	-
5. Loss after tax (3-4)		(0.53)	(0.06)
6. Other comprehensive income		-	-
7. Total comprehensive income for the year (5+6)		(0.53)	(0.06)
8. Earnings per equity share [nominal value of share ` 10 each]	13		
(a) Basic (in Rs.)		(5.30)	(0.59)
(b) Diluted (in Rs.)		(5.30)	(0.59)

See accompanying notes forming part of the financial statements 1-20

In terms of our report attached
For S. N. Dhawan & Co. LLP
Chartered Accountants
Firm's Registration No. 000050N/N500045


Vinesh Jain
Partner
Membership No. 087701

For and on behalf of Board of Directors

 
P.V.Raman Elayath **Rakesh Bhardwaj**
Director Director
DIN:06862390 DIN:07503740

Place: New Delhi
Date: 17.05.2019

Suksma Buildtech Private Limited
Statement of changes in Equity for the year ended 31 March, 2019

A Equity Share Capital

Particulars	Amount Rs in lakhs
Balance as at 1 April, 2017	1.00
Changes in equity share capital during the year	-
Balance as at 31 March, 2018	1.00
Changes in equity share capital during the year	-
Balance as at 31 March, 2019	1.00

B Other Equity

Reserves and surplus

Particulars	Retained earnings	Total
	Rs in lakhs	Rs in lakhs
Balance as at 1 April, 2017	6.17	6.17
Profit/(loss) for the year	(0.06)	(0.06)
Other comprehensive income for the year	-	-
Balance as at 31 March, 2018	6.11	6.11
Profit/(loss) for the year	(0.53)	(0.53)
Other comprehensive income for the year	-	-
Balance as at 31 March, 2019	5.58	5.58

See accompanying notes forming part of the financial statements

1-20

In terms of our report attached

For S. N. Dhawan & Co. LLP

Chartered Accountants

Firm's Registration No. 000050N/N500045


Vinesh Jain


Partner

Membership No. 087701

Place: New Delhi

Date: 17.05.2019

For and on behalf of Board of Directors



P.V. Raman Elayath

Director

DIN: 06862390



Rakesh Bhardwaj

Director

DIN: 07503740

Suksma Buidltech Private Limited
Statement of Cash Flows for the year ended 31 March, 2019

PARTICULARS	Year ended 31 March, 2019 Rs in lakhs	Year ended 31 March, 2018 Rs in lakhs
A. CASH FLOW FROM OPERATING ACTIVITIES		
Net profit/(loss) before tax	(0.53)	(0.06)
Operating profit before working capital changes	(0.53)	(0.06)
Adjustments for :		
Trade payables	0.39	0.06
Other financial assets	6.66	-
Other current liabilities	0.05	-
Net cash from/(used in) operating activities	6.57	-
B. CASH FLOW FROM INVESTING ACTIVITIES		
Net cash flow from/(used in) investing activities	-	-
C. CASH FLOW FROM FINANCING ACTIVITIES		
Net cash flow from/(used in) financing activities	-	-
D. Net increase/ (decrease) in cash and cash equivalents	6.57	-
E. Cash and cash equivalents as at the beginning of the year	0.57	0.57
F. Cash and cash equivalents as at the end of the year (See note 3)	7.14	0.57

- 1) The statement of cash flow has been prepared under the indirect method as set out in Ind AS 7 on statements of cash flow.
2) Figures in brackets indicate cash outflow.

See accompanying notes forming part of the financial statements 1-20

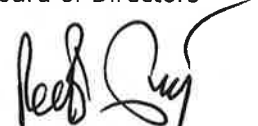
In terms of our report attached
For S. N. Dhawan & Co. LLP
Chartered Accountants
Firm's Registration No. 000050N/N500045


Vinesh Jain
Partner
Membership No. 087701

For and on behalf of Board of Directors



P.V. Raman Elayath
Director
DIN:06862390



Rakesh Bhardwaj
Director
DIN:07503740

Place: New Delhi
Date:17.05.2019

Suksma Buidltech Private Limited
Notes to the financial statements for the year ended 31 March, 2019

	As at 31 March, 2019 Rs in lakhs	As at 31 March, 2018 Rs in lakhs	As at 01 April, 2017 Rs in lakhs
3. Cash and bank balances			
a. Balance with banks	0.24	0.09	0.09
b. Cash on hand	6.90	0.48	0.48
	<u>7.14</u>	<u>0.57</u>	<u>0.57</u>
4. Other financial assets			
Current			
a. Other advances	-	6.66	6.66

y

ky

Suksma Buildtech Private Limited
Notes to the financial statements for the year ended 31 March, 2019

	<u>As at</u> <u>31 March, 2019</u> Rs in lakhs	<u>As at</u> <u>31 March, 2018</u> Rs in lakhs	<u>As at</u> <u>01 April, 2017</u> Rs in lakhs
5. Equity share Capital			
Authorised share capital 10,000 (as at 31 March 18 - 10,000; as at 1 April, 2017- 10,000) fully paid equity shares of Rs. 10 each	1.00	1.00	1.00
Issued, subscribed and fully paid-up share capital 10,000 (as at 31 March 18 - 10,000; as at 1 April, 2017- 10,000) fully paid equity shares of Rs. 10 each	<u>1.00</u>	<u>1.00</u>	<u>1.00</u>
	1.00	1.00	1.00

5.1 Reconciliation of share capital

Balance as at 31 March ,2017	1.00	1.00	1.00
Movements during the year	-	-	-
Balance as at 31 March ,2018	<u>1.00</u>	<u>1.00</u>	<u>1.00</u>
Movements during the year	-	-	-
Balance as at 31 March ,2019	<u>1.00</u>	<u>1.00</u>	<u>1.00</u>

5.2 Rights, preferences and restrictions attached to each class of equity shares

The Company has issued only one class of equity shares having a par value of ₹ 10 per share. Each holder of equity shares is entitled to one vote per share held. The dividend proposed by the Board of Directors, if any, is subject to approval of the shareholders in the ensuing Annual General Meeting, except in case of interim dividend.

5.3 Details of shares held by holding company its subsidiaries and associates

	<u>As at</u> <u>31 March, 2019</u> Number	<u>As at</u> <u>31 March, 2018</u> Number	<u>As at</u> <u>01 April, 2017</u> Number
Parsvnath Developers Limited and Its nominees (Holding Company)	10,000		
Parasnath and Associates Private Limited, Associate		5,000	5,000
New Hind Enterprises Private Limited, Associate		5,000	5,000

5.4 Details of shares held by each shareholders holding more than 5% shares

	<u>As at 31 March, 2019</u>		<u>As at 31 March, 2018</u>		<u>As at 1 April, 2017</u>	
	Number	% holding	Number	% holding	Number	% holding
Fully paid equity shares						
Parsvnath Developers Limited	1,00,000	100.00%	-	-	-	-
Parasnath and Associates Private Limited	-	-	5,000	50.00%	5,000	50.00%
New Hind Enterprises Private Limited	-	-	5,000	50.00%	5,000	50.00%

y

ka

Suksma Buildtech Private Limited
Notes to the financial statements for the year ended 31 March, 2019

	As at 31 March, 2019	As at 31 March, 2018	As at 01 April, 2017
	Rs in lakhs	Rs in lakhs	Rs in lakhs
6. Other equity			
a. Retained earnings	5.58	6.11	6.17
	5.58	6.11	6.17
a. Retained earnings			
Balance at the beginning of the year	6.11	6.17	6.17
Profit/(Loss) for the year	(0.53)	(0.06)	0.00
Balance at the end of the year	5.58	6.11	6.17
7. Trade payables			
Trade Payables	0.51	0.12	0.06
	0.51	0.12	0.06
As per the information available with the Company, trade payables do not include any amount due to Micro and Small Enterprises as defined under "Micro, Small and Medium Enterprises Developments Act, 2006 (MSMED Act, 2006) and no interest has been paid or payable in terms of MSMED Act, 2006.			
8. Other liabilities			
Current			
Statutory liabilities	0.05	-	-
	0.05	-	-

y

per

Suksma Buildtech Private Limited
Notes to the financial statements for the year ended 31 March, 2019

	Year ended 31 March, 2019	Year ended 31 March, 2018
	Rs in lakhs	Rs in lakhs
9. Other expenses		
i. Fees and taxes	0.01	-
ii. Legal and professional charges	0.02	-
iii. Payment to auditors	0.50	0.06
	<u>0.53</u>	<u>0.06</u>

Payment to auditors (exclusive of GST)

Statutory audit fees	<u>0.50</u>	<u>0.06</u>
----------------------	-------------	-------------

y



Suksma Buildtech Private Limited
Notes to the financial Statements for the year ended 31 March, 2019

- 10.** The Company does not have any pending litigations which would impact its financial position.
- 11.** The Company did not have any long-term contracts including derivative contracts for which there were any material foreseeable losses.

12. Segment reporting

The Company is engaged in the business of 'Real Estate'. For management purposes, there is single reportable segment. Accordingly disclosure required by Ind AS 108 'Operating Segment' have not been provided in the financial statements.

The Company operates in single geographical area of India. Accordingly, geographical information has not been reported

13. Earnings per share

		As at 31 March, 2019	As at 31 March, 2018
i.	Net loss for calculation of basic and diluted earnings per share	Rs. In lakhs (0.53)	(0.06)
ii.	Weighted average number of equity shares outstanding during the year	Numbers 10,000	10,000
iii.	Basic and diluted earnings per share	Rs. (5.30)	(0.59)
iv.	Nominal value of equity shares	Rs. 10	10

14. Corporate social responsibility

In terms of provisions of section 135 of the Companies Act, 2013, the Company was not required to spend any amount on activities relating to Corporate Social Responsibilities (CSR).

15. Related party disclosures

i. List of related parties
(a) Holding Company

- Parsvnath Developers Limited

ii. Balances outstanding/transactions with related parties **NIL**

✓

[Handwritten signature]

Suksma Buildtech Private Limited
Notes to the financial Statements for the year ended 31 March, 2019

16. Financial Instruments

The carrying amounts and fair values of financial instruments by categories is as follows:

	As at 31-March-19		As at 31-March-18		As at 1 April, 2017		Rs. in lakhs
	Total Amortised Cost	FVTPL	Total Amortised Cost	FVTPL	Total Amortised Cost	FVTPL	
Financial assets							
i. Cash and cash equivalents	7.14	-	0.57	-	0.57	-	-
ii. Other financial assets	-	-	6.66	-	6.66	-	-
Total financial assets	7.14	-	7.23	-	7.23	7.23	-
Financial liabilities							
i. Trade Payables	0.51	-	0.12	-	0.06	0.06	-
Total financial liabilities	0.51	-	0.12	-	0.06	0.06	-

The Company has disclosed financial instruments such as other financial assets and trade payables at carrying value because their carrying amounts are reasonable approximation of the fair values.

[Handwritten Signature]

4

Suksma Buildtech Private Limited
Notes to the financial Statements for the year ended 31 March, 2019

17. Financial Risk Management

The Company's business operations are exposed to various financial risks such as liquidity risk, market risks, credit risk, interest rate risk, funding risk etc. The Company's financial liabilities mainly includes trade payables. Financial assets mainly includes other financial assets.

The Company has a system based approach to financial risk management. The financial risks are identified, measured and managed in accordance with the Company's policies on risk management. Key financial risks and mitigation plans are reviewed by the board of directors of the Company.

Liquidity Risk

Liquidity risk is the risk that the Company may face to meet its obligations for financial liabilities. The objective of liquidity risk management is that the Company has sufficient funds to meet its liabilities when due. The Company does not have any significant financial liabilities, accordingly no liquidity risk is anticipated.

The following table summarises the maturity analysis of the Company's financial liabilities based on contractual undiscounted cash outflows:

	Carrying amount	Payable within 1 year	Payable in 1-3 years	Rs. in lakhs	Payable more than 3 years
As at 31 March, 2019					
Trade payables	0.51	0.51	-	-	-
	0.51	0.51	-	-	-
As at 31 March, 2018					
Trade payables	0.12	0.12	-	-	-
	0.12	0.12	-	-	-
As at 01 April, 2017					
Trade payables	0.06	0.06	-	-	-
	0.06	0.06	-	-	-

Market risk

Market risk is the risk that future cash flows will fluctuate due to changes in market prices i.e. interest rate risk

A. Interest rate risk

Interest rate risk is the risk that the future cash flows will fluctuate due to changes in market interest rates. The Company has no borrowings, hence interest rate is not material.

B. Price risk

The Company has very limited exposure to price sensitive securities, hence price risk is not material.

Credit Risk

Credit risk is the risk that customer or counter-party will not meet its obligation under the contract, leading to financial loss. The Company has not yet started its operations and has no credit risk for receivables.

18. First time Ind AS reconciliation

There is no impact on balance sheet and Statement of Profit and Loss due to adoption of Ind AS.

19. Events after the reporting period

There are no event observed after the reported period which have an impact on the Company's operation.

✓

[Handwritten signature]

Suksma Buildtech Private Limited
Notes to the financial Statements for the year ended 31 March, 2019

20. Approval of the financial statements

The financial statements were approved for issue by Board of Directors on 17 May, 2019

For and on behalf of Board of Directors

Raman Elayath P.V.

P.V.Raman Elayath
Director
DIN:06862390

Rakesh Bhardwaj

Rakesh Bhardwaj
Director
DIN:07503740

Place: Delhi
Date:17.05.2019

✓

Suksma Buildtech Private Limited
Notes to the financial statements for the year ended 31 March, 2019

1. Corporate Information

Suksma Buildtech Private Limited has become a wholly owned subsidiary company of Parsvnath Developers Limited with effect from March 16, 2019 . The main object of the Company is to construct, develop, procure, finance, manage, maintain and sub-license the use of built up spaces and facilities in the Specified Area and the additional area to be made available by Delhi Metro Rail Corporation Limited and to obtain finance, approvals/licenses from concerned statutory authorities for the development of the property development area at Inderlok Metro Station and to take all other actions as may be required for the development and sub-licensing of the Project/site.

2. Significant accounting policies

2.1 Basis of preparation

The financial statements have been prepared in accordance with the Indian Accounting Standards (hereinafter referred to as the Ind AS) as notified by Ministry of Corporate Affairs pursuant to Section 133 of the Companies Act, 2013 read with Rule 3 of the Companies (Indian Accounting Standards) rules, 2015 and Companies (Indian Accounting Standards) Amendment Rules, 2016.

Upto the year ended 31 March, 2018, the Company prepared its financial statements in accordance with accounting standards notified under the section 133 of the Companies Act, 2013, read together with paragraph 7 of the Companies (Accounts) Rules, 2014 (hereinafter referred to as 'Previous GAAP'). These are the Company's first Ind AS financial statements. The date of transition to Ind AS is 1 April, 2017. The financial statements for the year ended 31 March, 2018 and the opening balance sheet as at 1st April, 2017 have been restated in accordance with Ind AS for comparative information. There is no impact of the transition from Previous GAAP to Ind AS on the Company's Balance Sheet, Statement of Profit and Loss and the Statement of Cash Flows.

The financial statements are presented in Indian Rupee and all values are rounded to the nearest lakhs, except when otherwise stated.

2.2 Basis of measurement and presentation

The financial statements have been prepared on the historical cost basis unless otherwise indicated.

Historical cost is generally based on the fair value of the consideration given in exchange for goods and services.

Fair value is the price that would be received to sell an asset or paid to transfer a liability in an orderly transaction between market participants at the measurement date.

2.3 Borrowing costs

Borrowing costs directly attributable to the acquisition or construction of qualifying assets are capitalised / inventorised until the time all substantial activities necessary to prepare the qualifying assets for their intended use are complete. A qualifying asset is one that necessarily takes substantial period of time to get ready for its intended use or sale.

All other borrowing costs are recognised in profit or loss in the period in which they are incurred.

2.4 Employee benefits

Short-term employee benefits

Liabilities recognised in respect of short-term employee benefits in respect of wages and salaries, performance incentives, leaves etc. are measured at the undiscounted amount of the benefits expected to be paid in exchange for the related service.

2.5 Taxation

Income tax expense for the year comprises of current tax and deferred tax.

y/

Current tax

Current tax is the expected tax payable on the taxable income for the year calculated in accordance with the Income Tax Act and any adjustment to taxes in respect of previous years.

Deferred tax

Deferred tax is recognised on temporary differences between the carrying amounts of assets and liabilities in the financial statements and the corresponding amounts used in the computation of taxable income. Deferred tax liabilities are recognised for all taxable temporary differences. Deferred tax assets are generally recognised for all deductible temporary differences, the carry forward of unused tax losses and unused tax credits. Deferred tax assets are recognised to the extent that it is probable that taxable profits will be available against which those deductible temporary differences can be utilised.

The carrying amount of deferred tax assets is reviewed at the end of each reporting period and reduced to the extent that it is no longer probable that sufficient taxable profits will be available to allow all or part of the asset to be recovered.

Deferred tax liabilities and assets are measured at the tax rates that are expected to apply in the period in which the liability is settled or the asset realised, based on tax rates (and tax laws) that have been enacted or substantively enacted by the end of the reporting period.

Current and deferred tax for the year

Current and deferred tax are recognised in profit or loss, except when they relate to items that are recognised in other comprehensive income or directly in equity, in which case, the current and deferred tax are also recognised in other comprehensive income or directly in equity respectively.

2.6 Provisions

Provisions are recognised when the Company has a present obligation (legal or constructive) as a result of a past event, it is probable that the Company will be required to settle the obligation, and a reliable estimate can be made of the amount of the obligation. Provisions are determined based on management estimates required to settle the obligation at the balance sheet date. These are reviewed at each balance sheet date and adjusted to reflect the current management estimate.

2.7 Contingent liabilities

A contingent liability is a possible obligation that arises from past events whose existence will be confirmed by the occurrence or non-occurrence of one or more uncertain future events beyond the control of the Company or a present obligation that is not recognised because it is not probable that an outflow of resources will be required to settle the obligation or a reliable estimate of the amount cannot be made. The Company does not recognise a contingent liability, but discloses its existence in the notes to the financial statements.

2.8 Cash and cash equivalents

Cash and cash equivalents for the purpose of Cash Flow Statement comprises cash on hand, cash at bank and short-term deposits with banks with an original maturity of three months or less, which are subject to an insignificant risk of changes in value.

2.9 Earnings per share

Basic earnings per share is computed by dividing the net profit for the year attributable to the equity shareholders of the Company by the weighted average number of equity shares outstanding during the year. The weighted average number of equity shares outstanding during the period and for all period presented is adjusted for events, such as bonus shares, that have changed the number of equity shares outstanding without a corresponding change in resources.

Diluted earnings per share is computed by dividing the net profit for the year attributable to equity shareholders as adjusted for dividend, interest and other charges to expense or income (net of any attributable taxes) relating to the dilutive potential equity shares, by the weighted average number of equity shares considered for deriving basic earnings per share and the weighted average number of equity shares which could have been issued on the conversion of all dilutive potential equity shares.

✓

Suksma Buildtech Private Limited
Notes to the financial statements for the year ended 31 March, 2019

Potential equity shares are deemed to be dilutive only if their conversion to equity shares would decrease the net profit per share from continuing ordinary operations.

2.10 Current/non-current classification

The Company presents assets and liabilities in the balance sheet based on current / non-current classification. An asset is treated as current when it is:

- Expected to be realised or intended to be sold or consumed in normal operating cycle;
- Held primarily for the purpose of trading;
- Expected to be realised within twelve months after the reporting period;
- Cash and cash equivalents unless restricted from being exchanged or used to settle a liability for at least twelve months after the reporting period.

All other assets are classified as non-current

A liability is treated as current when :

- It is expected to be settled in normal operating cycle;
- It is held primarily for the purpose of trading;
- It is due to be settled within twelve months after the reporting period, or
- There is no unconditional right to defer the settlement of the liability for at least twelve months after the reporting period

All other liabilities are classified as non-current.

2.11 Operating cycle

The operating cycle is the time gap between the acquisition of the asset for processing and their realization in cash and cash equivalents. Based on the nature of products / activities of the Company and the normal time between acquisition of assets and their realisation in cash or cash equivalents, the Company has determined its operating cycle as 12 months for the purpose of classification of its assets and liabilities as current and non-current.

2.12 Financial instruments

Financial assets and financial liabilities are recognised when the Company becomes a party to the contractual provisions of the instruments.

Financial assets and financial liabilities are initially measured at fair value. Transaction costs that are directly attributable to the acquisition or issue of financial assets and financial liabilities (other than financial assets and financial liabilities at fair value through profit or loss) are added to or deducted from the fair value of the financial assets or financial liabilities, as appropriate, on initial recognition. Transaction costs directly attributable to the acquisition of financial assets or financial liabilities at fair value through profit or loss are recognised immediately in profit or loss.

2.13 Financial assets

All regular way purchases or sales of financial assets are recognised and derecognised on a trade date basis. Regular way purchases or sales are purchases or sales of financial assets that require delivery of assets within the time frame established by regulation or convention in the marketplace.

All recognised financial assets are subsequently measured in their entirety at either amortised cost or fair value, depending on the classification of the financial assets.

y

Classification of financial assets

Debt instruments that meet the following conditions are subsequently measured at amortised cost :

- the asset is held within a business model whose objective is to hold assets in order to collect contractual cash flows; and
- the contractual terms of the instrument give rise on specified dates to cash flows that are solely payments of principal and interest on the principal amount outstanding.

All other financial assets are subsequently measured at fair value.

2.14 Financial liabilities and equity instruments

Classification as debt or equity

Debt and equity instruments issued by the Company are classified as either financial liabilities or as equity in accordance with the substance of the contractual arrangements and the definitions of a financial liability and an equity instrument.

Equity instruments

An equity instrument is any contract that evidences a residual interest in the assets of an entity after deducting all of its liabilities. Equity instruments issued by the Company are recognised at the proceeds received, net of direct issue costs.

Repurchase of the Company's own equity instruments is recognised and deducted directly in equity. No gain or loss is recognised in profit or loss on the purchase, sale, issue or cancellation of the Company's own equity instruments.

Financial liabilities

All financial liabilities are measured at amortised cost at the end of subsequent accounting period.

Significant accounting judgements, estimates and assumptions

The preparation of the financial statements in conformity with recognition and measurement principles of Ind AS requires the Management to make judgments, estimates and assumptions considered in the reported amounts of assets and liabilities (including contingent liabilities) and the reported income and expenses during the year. The Management believes that these assumptions and estimates used in preparation of the financial statements are prudent and reasonable. Future results could differ due to these estimates and the differences between the actual results and the estimates are recognised in the periods in which the results are known/materialise.

Significant judgements and other estimates and assumptions that may have the significant effect on the carrying amount of assets and liabilities in future years are:

- a. Measurement of contingent liabilities and expected cash outflows
- b. Provision for expected credit losses

Recent accounting pronouncements

- a. Accounting Standard issued but not yet effective:

Ind AS 116 – Leases

On March 30, 2019, Ministry of Corporate Affairs has notified Ind AS 116 Leases. Ind AS 116 will replace the existing leases Standard, Ind AS 17 Leases, and related Interpretations. The Standard sets out the principles for the recognition, measurement, presentation and disclosure of leases for both parties to a contract i.e., the lessee and the lessor.

✓

Suksma Buildtech Private Limited
Notes to the financial statements for the year ended 31 March, 2019

Ind AS 116 introduces a single lessee accounting model and requires a lessee to recognise assets and liabilities for all leases with a term of more than twelve months, unless the underlying asset is of low value. Currently, operating lease expenses are charged to the statement of Profit and Loss. The Standard also contains enhanced disclosure requirements for lessees. There is no significant change in accounting requirement for lessor. This accounting standard is applicable for accounting period commencing on or after 1 April 2019, the Company is evaluating the impact of this new accounting standard on the financial statements.

b. Amendments to existing accounting standards:

The MCA has also carried amendments to the following existing Ind AS

i. Ind AS 12 Appendix C - Uncertainty over Income Tax Treatments

On March 30, 2019, Ministry of Corporate Affairs has notified Ind AS 12 Appendix C, Uncertainty over Income Tax Treatments which is to be applied while performing the determination of taxable profit (or loss), tax bases, unused tax losses, unused tax credits and tax rates, when there is uncertainty over income tax treatments under Ind AS 12. According to the appendix, companies need to determine the probability of the relevant tax authority accepting each tax treatment, or group of tax treatments, that the companies have used or plan to use in their income tax filing which has to be considered to compute the most likely amount or the expected value of the tax treatment when determining taxable profit (tax loss), tax bases, unused tax losses, unused tax credits and tax rates. The Company is currently evaluating the effect of this amendment on the financial statements.

ii. Amendment to Ind AS 12 – Income taxes

On March 30, 2019, Ministry of Corporate Affairs issued amendments to the guidance in Ind AS 12, 'Income Taxes', in connection with accounting for dividend distribution taxes.

The amendment clarifies that an entity shall recognise the income tax consequences of dividends in profit or loss, other comprehensive income or equity according to where the entity originally recognised those past transactions or events.

These amendments will be effective for accounting period beginning on or after April 1, 2019. These amendments are not expected to have any significant impact on the Company's financial statements.

vj