

VASAVI PDL VENTURES PRIVATE LIMITED

CIN U45309TG2016PTC112697

Balance Sheet as at 31st March, 2020

	Note No.	As at 31 March, 2020 Amount in Rs	As at 31 March, 2019 Amount in Rs
Assets			
1. Current assets			
a. Inventories	3	-	-
b. Financial assets			
i. Cash and cash equivalents	4	6,14,778	6,06,902
		6,14,778	6,06,902
TOTAL		6,14,778	6,06,902
Equity and Liabilities			
1. Equity			
a. Equity Share capital	5	5,00,000	5,00,000
b. Other equity	6	(4,29,422)	(3,18,398)
		70,578	1,81,602
2. Liabilities			
Current liabilities			
a. Financial liabilities			
i. Trade Payables	7	-	-
b. Provisions	8	-	-
c. Other current liabilities	9	5,44,200	4,25,300
		5,44,200	4,25,300
TOTAL		6,14,778	6,06,902

See accompanying notes forming part of the financial statements

1-16

In terms of our report of even date attached.

For K.S.S.GANGADHAR & CO.,

Chartered Accountants

FRN: 008692S

K.S.S.GANGADHAR

Partner

M. No.: 029100

Place : Hyderabad

Date : 12/06/2020

**For and on behalf of the Board****YERRAM VIJAY KUMAR**

DIRECTOR

DIN :00051806

**JAYANTI RAZVI AHMED**

DIRECTOR

DIN :03471661

Statement of Profit and Loss for the Year ended 31st March, 2020

	Note No.	As at 31 March, 2020 Amount in Rs.	As at 31 March, 2019 Amount in Rs.
1. Revenue from operations	10	-	-
Total Income		-	-
2. Expenses			
Other expenses	11	1,11,024	1,15,439
Total Expenses		1,11,024	1,15,439
3. Profit before Tax (1-2)		(1,11,024)	(1,15,439)
4. Tax expenses			
(a) Current tax		-	-
5. Profit after tax (3-4)		(1,11,024)	(1,15,439)
6. Other comprehensive income		-	-
7. Total comprehensive income for the year		(1,11,024)	(1,15,439)
8. Earnings per equity share [nominal value of share ` 10 each]	12		
(a) Basic		(2.22)	(2.02)
(b) Diluted		(2.22)	(2.02)

See accompanying notes forming part of the financial statements 1-16

In terms of our report of even date attached.

For K.S.S.GANGADHAR & CO.,

Chartered Accountants

FRN: 008692S

K.S.S.GANGADHAR

Partner

M. No.: 029100



Place : Hyderabad

Date : 12/06/2020

For and on behalf of the Board

YERRAM VIJAY KUMAR


DIRECTOR

DIN : 00051806

JAYANTI RAZVI AHMED

DIRECTOR

DIN : 03471661



VASAVI PDL VENTURES PRIVATE LIMITED

CIN U45309TG2016PTC112697

Statement of changes in equity for the Year Ended 31st March, 2020

A. Equity Share Capital	Year ended	Year ended
	31 March, 2020	31 March, 2019
Particulars	No. of shares	No. of shares
Equity shares of Rs. 10 each issued, subscribed and fully paid	50,000	50,000
Changes in equity share capital during the year	-	-
Balance as at 31 Dec, 2019	50,000	50,000
Changes in equity share capital during the year	-	-
Balance as at 31 March, 2020	50,000	50,000

B Other Equity**Reserves & Surplus**

Particulars	Amount in Rs	Amount in Rs
	Retained earnings	Retained earnings
Profit for the year	(2,02,959)	(1,00,920)
Other comprehensive income for the year	(1,15,439)	(1,02,039)
Balance as at 31 March, 2019	(3,18,398)	(2,02,959)
Profit for the year	(1,11,024)	(1,15,439)
Other comprehensive income for the year	(3,18,398)	(3,18,398)
Balance as at 31 March, 2020	(4,29,422)	(3,18,398)

See accompanying notes forming part of the financial statements

In terms of our report of even date attached.

For K.S.S.GANGADHAR & CO.

Chartered Accountants

FRN: 008692S


K.S.S.GANGADHAR

Partner

M. No.: 029100

Place : Hyderabad

Date : 12/06/2020

**For and on behalf of the Board****YERRAM VIJAY KUMAR**


DIRECTOR

DIN :00051806

JAYANTI RAZVI AHMED

DIRECTOR

DIN :03471661



VASAVI PDL VENTURES PRIVATE LIMITED
CIN U45309TG2016PTC112697

Cash Flow Statement for the Year ended 31st March, 2020

	Year ended 31 Mar, 2020	Year ended 31 March, 2019
	Amount in Rs	Amount in Rs
A. CASH FLOW FROM OPERATING ACTIVITIES		
Net profit before tax	(1,11,024)	(1,15,439)
Adjustments for :		
Movements in working capital	(1,11,024)	(1,15,439)
Increase/(Decrease) in Trade Payables	1,18,900	1,24,200
(Increase)/Decrease in Inventories	-	-
(Increase)/Decrease in Trade Receivables	-	-
Increase/(Decrease) in Current Liabilities	-	-
Increase/(Decrease) in Trade Payables	-	-
Cash generated from/(used in) operations	7,876	8,761
Direct taxes paid/deducted at source	-	-
Net cash used in operating activities	7,876	8,761
B. CASH FLOW FROM INVESTING ACTIVITIES		
Interest income on term deposits	-	-
Net cash from/(used in) investing activities	-	-
C. CASH FLOW FROM FINANCING ACTIVITIES		
Increase in share capital	-	-
Net cash from/(used in) financing activities	-	-
D. Net increase/ (decrease) in cash and cash equivalents	7,876	8,761
E. Cash and cash equivalents as at the beginning of the year	6,06,902	5,98,141
F. Cash and cash equivalents as at the end of the year (Refer note 4)	6,14,778	6,06,902

In terms of our report attached.

For K.S.S.GANGADHAR & CO.

Chartered Accountants
 FRN: 008692S


K.S.S.GANGADHAR
 Partner
 M. No.: 029100

Place : Hyderabad
 Date : 12/06/2020

For and on behalf of the Board

YERRAM VIJAY KUMAR
 DIRECTOR
 DIN :00051806

JAYANTI RAZVI AHMED
 DIRECTOR
 DIN :03471661



1 Corporate Information

("the Company") is a private company registered under the Companies Act and domiciled in India. The Company has been set up to purchase land, immovable property or right therein and to promote the development and construction of real estate projects.

2 Significant Accounting Policies :

2.1 Statement of compliance

In accordance with the notification issued by the Ministry of Corporate Affairs, the Company has adopted Indian Accounting Standards (referred to as "Ind AS") notified under the Companies (Indian Accounting Standards) Rules, 2015 with effect from 1 April 2016.

These financial statements have been prepared in accordance with Ind AS as notified under the Companies (Indian Accounting Standards) Rules, 2015 read with Section 133 of the Companies Act, 2013.

2.2 Current versus non-current classification

The Company presents assets and liabilities in the balance sheet based on current/ non-current classification. An asset is treated as current when it is:

- Expected to be realised or intended to be sold or consumed in normal operating cycle
- Held primarily for the purpose of trading
- Expected to be realised within twelve months after the reporting period, or
- Cash or cash equivalent unless restricted from being exchanged or used to settle a liability for at least twelve months after the reporting period

All other assets are classified as non-current.

A liability is current when:

- It is expected to be settled in normal operating cycle
- It is held primarily for the purpose of trading
- It is due to be settled within twelve months after the reporting period, or
- There is no unconditional right to defer the settlement of the liability for at least twelve months after

2.3 Basis of preparation and presentation

The financial statements have been prepared on the historical cost basis except for certain financial instruments that are measured at fair values at the end of each reporting period, as explained in the accounting policies below.

2.4 Use of estimates

The preparation of these financial statements in conformity with the recognition and measurement principles of Ind AS requires the management of the Company to make estimates and assumptions that affect the reported balances of assets and liabilities, disclosures relating to contingent liabilities as at the date of the financial statements and the reported amounts of income and expense for the periods presented.

Estimates and underlying assumptions are reviewed on an ongoing basis. Revisions to accounting estimates are recognised in the period in which the estimates are revised and future periods are affected.

2.5 Revenue recognition


Revenue is recognised to the extent that it is probable that the economic benefits will flow to the Company and the revenue can be reliably measured, regardless of when the payment is being made.

2.6 Taxation

Income tax expense represents the current tax. Current tax is the amount of tax payable as determined in accordance with the provisions of the Income Tax Act, 1961.

For VASAVI PDL VENTURES PVT LTD


Director


Director



2.7 Financial Instruments

A. Initial recognition

Financial assets and financial liabilities are recognised when a Company entity becomes a party to the contractual provisions of the instruments.

Financial assets and financial liabilities are initially measured at fair value. Transaction costs that are directly attributable to the acquisition or issue of financial assets and financial liabilities (other than financial assets and financial liabilities at fair value through profit or loss) are added to or deducted from the fair value of the financial assets or financial liabilities, as appropriate, on initial recognition. Transaction costs directly attributable to the acquisition of financial assets or financial liabilities at fair value through profit or loss are recognised immediately in profit or loss.

Cash and cash equivalents

The Company considers all highly liquid financial instruments, which are readily convertible into known amounts of cash that are subject to an insignificant risk of change in value and having original maturities of three months or less from the date of purchase, to be cash equivalents. Cash and cash equivalents consist of balances with banks which are unrestricted for withdrawal and usage.

I. Non-derivative financial instruments

a. Financial assets carried at amortised cost

Financial assets are subsequently measured at amortised cost if these financial assets are held within a business whose objective is to hold these assets in order to collect contractual cash flows and the contractual terms of the financial asset give rise on specified dates to cash flows that are solely payments of principal and interest on the principal amount outstanding.

b. Financial assets at fair value through other comprehensive income

Financial assets are measured at fair value through other comprehensive income if these financial assets are held within a business whose objective is achieved by both collecting contractual cash flows that give rise on specified dates to solely payments of principal and interest on the principal amount outstanding and by selling financial assets.

c. Financial assets at fair value through profit or loss

Financial assets are measured at fair value through profit or loss unless it is measured at amortised cost or at fair value through other comprehensive income on initial recognition. The transaction costs directly attributable to the acquisition of financial assets and liabilities at fair value through profit or loss are immediately recognised in profit or loss.

d. Financial liabilities

Financial liabilities are subsequently carried at amortized cost using the effective interest method, except for contingent consideration recognized in a business combination which is subsequently measured at fair value through profit and loss. For trade and other payables maturing within one year from the Balance Sheet date, the carrying amounts approximate fair value due to the short maturity of these instruments.

II. Share capital

Ordinary shares are classified as equity.

2.8 Operating Cycle

Based on the nature of products/activities of the Company and the normal time between acquisition of assets and their realisation in cash or cash equivalents, the Company has determined its operating cycle as 12 months/ project cycle of each venture for the purpose of classification of its assets and liabilities as current or non current.

For VASAVI PDL VENTURES PVT. LTD.



Director




Director



VASAVI PDL VENTURES PRIVATE LIMITED
CIN U45309TG2016PTC112697
Notes to the Financial Statements

	As at 31st March, 2020 Amount in Rs	As at 31 March, 2019 Amount in Rs
Note 3: Inventories (Valued at lower of cost or net realisable value)		
Work-in-progress	-	-
Note 4: Cash and cash equivalents		
i. Cash in hand	141	141
ii. Balance with scheduled banks in current accounts	6,14,637	6,06,761
	6,14,778	6,06,902
Note 6: Other equity		
Surplus in the statement of Profit and Loss		
Opening Balance	(3,18,398)	(2,02,959)
Add/Less: Profit / Loss for the year	(1,11,024)	(1,15,439)
Closing Balance	(4,29,422)	(3,18,398)
Note 7: Trade Payables		
Trade Payables	-	-
As per the information available with the Company, sundry creditors do not include any amount due to Micro, Medium and Small Enterprises as defined under "Micro, Small and Medium Enterprises Developments Act, 2006 (MSMED Act, 2006) and no interest has been paid or payable in terms of MSMED Act. 2006.		
Note 8: Provisions		
Provision for Tax	-	-
Note 9: Other current liabilities		
Other Current Liabilities	5,44,200	4,25,300

For VASAVI PDL VENTURES PVT LTD


Director


Director

Notes to the Financial Statements

Note 5: Equity Share capital

i. Authorised

Equity shares of ` 10 each

As at 31st March'2020		As at 31 March, 2019	
No. of Shares	Amt in Rs	No. of Shares	Amt in Rs
50,000	5,00,000	50,000	5,00,000
50,000	5,00,000	50,000	5,00,000

ii. Issued, subscribed and fully paid-up shares

Equity Shares of ` 10 each fully paid

50,000	5,00,000	50,000	5,00,000
50,000	5,00,000	50,000	5,00,000

(a) Reconciliation of number of shares outstanding

i. Shares outstanding at the beginning of the year	50,000	5,00,000	50,000	5,00,000
ii. Shares outstanding at the end of the year	50,000	5,00,000	50,000	5,00,000

(b) Terms/rights attached to equity shares

- Each equity shareholder is entitled to one vote per share.
- Up on completion of Housing Board Project at Kukatpally and on receipt of Parsvnath Developers Limited Revenue Share(PDL), PDL agreed to transfer the equity shares of their share at Face value to the Vasavi Nirman Private Limited

(c) Details of shares held by each shareholders holding more than 5% shares

	As at 31st March'2020		As at 31 March, 2019	
	Number	% holding	Number	% holding
Equity shares of ` 10 each fully paid				
Parsvnath Developers Ltd.	25,500	51.00%	25,500	51.00%
Vasavi Nirmaan Pvt Ltd	24,500	49.00%	24,500	49.00%

For VASAVI PDL VENTURES PVT LTD


Director


Director



VASAVI PDL VENTURES PRIVATE LIMITED
CIN U45309TG2016PTC112697
Notes to the Financial Statements

	Year ended 31st March , 2020	Year ended 31 March, 2019
	Amount in Rs	Amount in Rs
Note 10: Revenue fom Operations		
Other Operating Income	-	-
	<u>-</u>	<u>-</u>

Note 11: Other expenses

i. Fees and taxes	3,900	9,200
ii. Legal and professional charges	5,000	5,000
iii. Payment to auditors (see note 'i' below)	1,00,000	1,00,000
iv. Bank Charges	2,124	1,239
v. Other Expenses	-	-
	<u>1,11,024</u>	<u>1,15,439</u>

Note 'i'
Payment to auditors (exclusive of service tax)

Statutory audit fees	1,00,000	1,00,000
	<u>1,00,000</u>	<u>1,00,000</u>


Note 12: Earnings per share

i. Net profit for calculation of basic and diluted earnings per share	(1,11,024)	(1,15,439)
ii. Weighted average number of equity shares outstanding during the year	50,000	50,000
iii. Basic and diluted earnings per share	(2.22)	(2.31)
iv. Nominal value of equity shares	10	10

For VASAVI PDL VENTURES PVT LTD


 Director


 Director



VASAVI PDL VENTURES PRIVATE LIMITED

CIN U45309TG2016PTC112697

Notes forming part of the financial statements for the year ending 31st March, 2020

Note 13: Related party disclosures

i. List of related parties

Companies having significant influence

- Parasnath Developers Ltd.
- Vasavi Nirmaan Pvt Ltd.

Note 14: Additional information -COVID-19

14.1 The operations of company is not effected by the COVID-19, as there are no fixed costs viz., employee costs, Rent etc.

Note 15: Additional information to the financial statements

15.1 The Company has established internal financial control over financial reporting as required under Section 134(5) (e) of the Companies Act, 2013, including the design and implementation. These internal financial controls were operating effectively during the year.

15.2 Inventory generally comprises work –in-progress, which includes cost of land (if owned by the company) and other related overheads. There is no inventory as at 31.03.2020

For K.S.S.GANGADHAR & CO.,

Chartered Accountants

FRN: 008692S

K.S.S.GANGADHAR

Partner

M. No.: 029100

Place : Hyderabad


Date : 12/06/2020



For and on behalf of the Board

YERRAM VIJAY KUMAR
DIRECTOR
DIN :00051806

JAYANTI RAZVI AHMED
DIRECTOR
DIN :03471661



NAME
CIN:U45309TG2016PTC112697
ASSESSMENT YEAR

VASAVI PDL VENTURES PRIVATE LIMITED

2019-20

COMPUTATION OF INCOME

Net Profit as per Profit & Loss A/c	-111024.00
Add: Preliminary expenses w/o	0.00
	-111024.00
Less : Preliminary Expenses to be w/o	0.00
Profits from business	-111024.00
Tax @ 25% on above	-
Surcharge @ 4%	-
EC & HES	-
Tax Liability	-
MAT	
Net Profit as per Profit & Loss A/c	(1,11,024.00)
Adjustments for book profits	-
Book Profits	(1,11,024.00)
if tax liability < 18.5% of book profit, then book profit shall be deemed as total inc & 19.055% (including surcharge & cess) shall be deemed as tax liability	
Total Income	(1,11,024.00)
Tax on above	-
For rounding	-

For VASAVI PDL VENTURES PVT LTD



Director



Director