

VASAVI PDL VENTURES PRIVATE LIMITED

CIN U45309TG2016PTC112697

Balance Sheet as at 31 March, 2017

	Note No.	As at 31 March, 2017	As at 31 March, 2016	As at 1 April, 2015
Assets				
1. Current assets				
a. Inventories	3	-	-	-
b. Financial assets				
i. Cash and cash equivalents	4	499,061	-	-
		<u>499,061</u>	<u>-</u>	<u>-</u>
TOTAL		<u>499,061</u>	<u>-</u>	<u>-</u>
Equity and Liabilities				
1. Equity				
a. Equity Share capital	5	500,000	-	-
b. Other equity	6	(102,039)	-	-
		<u>397,961</u>	<u>-</u>	<u>-</u>
2. Liabilities				
Current liabilities				
a. Financial liabilities				
i. Trade Payables	7	-	-	-
b. Provisions	8	-	-	-
c. Other current liabilities	9	101,100	-	-
		<u>101,100</u>	<u>-</u>	<u>-</u>
TOTAL		<u>499,061</u>	<u>-</u>	<u>-</u>

See accompanying notes forming part of the financial statements

1-16

In terms of our report of even date attached.

For K.S.S.GANGADHAR & CO.,

Chartered Accountants

FRN: 008692S


K.S.S.GANGADHAR

Partner

M. No.: 029100

Place : Hyderabad

Date : 24.05.2017



For and on behalf of the Board

(YERRAM VIJAY KUMAR)

DIRECTOR

DIN : 00051806


(Signature of Yerram Vijay Kumar)

JAYANTI RAZVI AHMED

DIRECTOR

DIN : 03471661

(Signature of Jayanti Razvi Ahmed)



VASAVI PDL VENTURES PRIVATE LIMITED

CIN U45309TG2016PTC112697

Statement of Profit and Loss for the year ended 31 March, 2017

	Note No.	Year ended 31 March, 2017	Year ended 31 March, 2016
1. Revenue from operations	10	-	-
Total Income		-	-
2. Expenses			
Other expenses	11	102,039	-
Total Expenses		102,039	-
3. Profit before Tax (1-2)		(102,039)	-
4. Tax expenses			
(a) Current tax		-	-
5. Profit after tax (3-4)		(102,039)	-
6. Other comprehensive income		-	-
7. Total comprehensive income for the year		(102,039)	-
8. Earnings per equity share [nominal value of share ` 10 each]	12		
(a) Basic		(2.04)	-
(b) Diluted		(2.04)	-

See accompanying notes forming part of the financial statements

1-16

In terms of our report of even date attached.

For K.S.S.GANGADHAR & CO.,

Chartered Accountants

FRN: 008692S

K.S.S.GANGADHAR

Partner

M. No.: 029100



Place : Hyderabad

Date : 24.05.2017

For and on behalf of the Board

(YERRAM VIJAY KUMAR)


DIRECTOR

DIN : 00051806

JAYANTI RAZVI AHMED

DIRECTOR

DIN : 03471661



VASAVI PDL VENTURES PRIVATE LIMITED

CIN U45309TG2016PTC112697

Statement of changes in equity for the year ended 31 March, 2017**A. Equity Share Capital**

Particulars	Year ended 31 March, 2017	
	No. of shares	Rs.
Equity shares of Rs. 10 each issued, subscribed and fully paid		
Balance as at 1 April, 2015	-	-
Changes in equity share capital during the year	-	-
Balance as at 31 March, 2016	-	-
Changes in equity share capital during the year	50,000	500,000
Balance as at 31 March, 2017	50,000	500,000

B. Other Equity**Reserves & Surplus**

Particulars	Retained earnings	Total
Balance as at 1 April, 2015	-	-
Profit for the year	0	0
Other comprehensive income for the year	-	-
Balance as at 31 March, 2016	-	-
Profit for the year	(102,039)	(102,039)
Other comprehensive income for the year	-	-
Balance as at 31 March, 2017	-102,039	-102,039

See accompanying notes forming part of the financial statements

In terms of our report of even date attached.

For K.S.S.GANGADHAR & CO.,
Chartered Accountants
FRN: 008692S

K.S.S.GANGADHAR
Partner
M. No.: 029100

Place : Hyderabad
Date : 24.05.2017



For and on behalf of the Board

(YERRAM VIJAY KUMAR)
DIRECTOR
DIN : 00051806

JAYANTI RAZVI AHMED
DIRECTOR
DIN : 03471661



VASAVI PDL VENTURES PRIVATE LIMITED
CIN U45309TG2016PTC112697
Cash Flow Statement for the year ended 31 March, 2017

	<u>Year ended</u> <u>31 March, 2017</u>	<u>Year ended</u> <u>31 March, 2016</u>
A. CASH FLOW FROM OPERATING ACTIVITIES		
Net profit before tax	(102,039)	-
Adjustments for :		
Movements in working capital	(102,039)	-
Increase/(Decrease) in Trade Payables	101,100	-
Cash generated from/(used in) operations	(939)	-
Direct taxes paid/deducted at source	-	-
Net cash used in operating activities	(939)	-
B. CASH FLOW FROM INVESTING ACTIVITIES		
Interest income on term deposits	-	-
Net cash from/(used in) investing activities	-	-
C. CASH FLOW FROM FINANCING ACTIVITIES		
Increase in share capital	-	-
Net cash from/(used in) financing activities	-	-
D. Net increase/ (decrease) in cash and cash equivalents	(939)	-
E. Cash and cash equivalents as at the beginning of the year	500,000	-
F. Cash and cash equivalents as at the end of the year (Refer note 4)	499,061	-

In terms of our report attached.

For K.S.S.GANGADHAR & CO.,


Chartered Accountants
FRN: 008692S

For and on behalf of the Board

K.S.S.GANGADHAR
Partner
M. No.: 029100

(YERRAM VIJAY KUMAR)
DIRECTOR
DIN :00051806

JAYANTI RAZVI AHMED
DIRECTOR
DIN :03471661



Place : Hyderabad
Date : 24.05.2017



VASAVI PDL VENTURES PRIVATE LIMITED

CIN:U45309TG2016PTC112697

Notes to the Financial Statements

1 Corporate Information

("the Company") is a private company registered under the Companies Act and domiciled in India. The Company has been set up to purchase land, immovable property or right therein and to promote the development and construction of real estate projects.

2 Significant Accounting Policies :

2.1 Statement of compliance

In accordance with the notification issued by the Ministry of Corporate Affairs, the Company has adopted Indian Accounting Standards (referred to as "Ind AS") notified under the Companies (Indian Accounting Standards) Rules, 2015 with effect from 1 April 2016.

These financial statements have been prepared in accordance with Ind AS as notified under the Companies (Indian Accounting Standards) Rules, 2015 read with Section 133 of the Companies Act, 2013.

2.2 Current versus non-current classification

The Company presents assets and liabilities in the balance sheet based on current/ non-current classification. An asset is treated as current when it is:

- Expected to be realised or intended to be sold or consumed in normal operating cycle
- Held primarily for the purpose of trading
- Expected to be realised within twelve months after the reporting period, or
- Cash or cash equivalent unless restricted from being exchanged or used to settle a liability for at least twelve months after the reporting period

All other assets are classified as non-current.

A liability is current when:

- It is expected to be settled in normal operating cycle
- It is held primarily for the purpose of trading
- It is due to be settled within twelve months after the reporting period, or
- There is no unconditional right to defer the settlement of the liability for at least twelve months

2.3 Basis of preparation and presentation

The financial statements have been prepared on the historical cost basis except for certain financial instruments that are measured at fair values at the end of each reporting period, as explained in the accounting policies below.

Historical cost is generally based on the fair value of the consideration given in exchange for goods and services.

2.4 Use of estimates

The preparation of these financial statements in conformity with the recognition and measurement principles of Ind AS requires the management of the Company to make estimates and assumptions that affect the reported balances of assets and liabilities, disclosures relating to contingent liabilities as at the date of the financial statements and the reported amounts of income and expense for the periods presented.

Estimates and underlying assumptions are reviewed on an ongoing basis. Revisions to accounting estimates are recognised in the period in which the estimates are revised and future periods are affected.


2.5 Revenue recognition

Revenue is recognised to the extent that it is probable that the economic benefits will flow to the Company and the revenue can be reliably measured, regardless of when the payment is being made.

For VASAVI PDL VENTURES PVT LTD.


DIRECTOR

For VASAVI PDL VENTURES PVT LTD.


DIRECTOR



VASAVI PDL VENTURES PRIVATE LIMITED

CIN:U45309TG2016PTC112697

Notes to the Financial Statements

2.6 Taxation

Income tax expense represents the current tax. Current tax is the amount of tax payable as determined in accordance with the provisions of the Income Tax Act, 1961.

2.7 Financial Instruments

A. Initial recognition

Financial assets and financial liabilities are recognised when a Company entity becomes a party to the contractual provisions of the instruments.

Financial assets and financial liabilities are initially measured at fair value. Transaction costs that are directly attributable to the acquisition or issue of financial assets and financial liabilities (other than financial assets and financial liabilities at fair value through profit or loss) are added to or deducted from the fair value of the financial assets or financial liabilities, as appropriate, on initial recognition. Transaction costs directly attributable to the acquisition of financial assets or financial liabilities at fair value through profit or loss are recognised immediately in profit or loss.

Cash and cash equivalents

The Company considers all highly liquid financial instruments, which are readily convertible into known amounts of cash that are subject to an insignificant risk of change in value and having original maturities of three months or less from the date of purchase, to be cash equivalents. Cash and cash equivalents consist of balances with banks which are unrestricted for withdrawal and usage.

B. Subsequent measurement

I. Non-derivative financial instruments

a. Financial assets carried at amortised cost

Financial assets are subsequently measured at amortised cost if these financial assets are held within a business whose objective is to hold these assets in order to collect contractual cash flows and the contractual terms of the financial asset give rise on specified dates to cash flows that are solely payments of principal and interest on the principal amount outstanding.

b. Financial assets at fair value through other comprehensive income

Financial assets are measured at fair value through other comprehensive income if these financial assets are held within a business whose objective is achieved by both collecting contractual cash flows that give rise on specified dates to solely payments of principal and interest on the principal amount outstanding and by selling financial assets.

c. Financial assets at fair value through profit or loss

Financial assets are measured at fair value through profit or loss unless it is measured at amortised cost or at fair value through other comprehensive income on initial recognition. The transaction costs directly attributable to the acquisition of financial assets and liabilities at fair value through profit or loss are immediately recognised in profit or loss.

d. Financial liabilities

Financial liabilities are subsequently carried at amortized cost using the effective interest method, except for contingent consideration recognized in a business combination which is subsequently measured at fair value through profit and loss. For trade and other payables maturing within one year from the Balance Sheet date, the carrying amounts approximate fair value due to the short maturity of these instruments.

II. Share capital

Ordinary shares are classified as equity.

2.8 Operating Cycle

Based on the nature of products/activities of the Company and the normal time between acquisition of assets and their realisation in cash or cash equivalents, the Company has determined its operating cycle as 12 months/ project cycle of each venture for the purpose of classification of its assets and liabilities as current or non current.

For VASAVI PDL VENTURES PVT LTD.




DIRECTOR

For VASAVI PDL VENTURES PVT LTD.



DIRECTOR



VASAVI PDL VENTURES PRIVATE LIMITED
CIN U45309TG2016PTC112697
Notes to the Financial Statements

	As at 31 March, 2017	As at 31 March, 2016	As at 1 April, 2015
Note 3: Inventories (Valued at lower of cost or net realisable value)			
Work-in-progress	-	-	-
Note 4: Cash and cash equivalents			
i. Cash in hand	1,061	-	-
ii. Balance with scheduled banks in current accounts	498,000	-	-
	499,061	-	-
Note 6: Other equity			
Surplus in the statement of Profit and Loss			
Opening Balance	-	-	-
Add/Less: Profit / Loss for the year	(102,039)	-	-
Closing Balance	(102,039)	-	-
Note 7: Trade Payables			
Trade Payables	-	-	-
As per the information available with the Company, sundry creditors do not include any amount due to Micro, Medium and Small Enterprises as defined under "Micro, Small and Medium Enterprises Developments Act, 2006 (MSMED Act, 2006) and no interest has been paid or payable in terms of MSMED Act, 2006.			
Note 8: Provisions			
Provision for Tax	-	-	-
Note 9: Other current liabilities			
Other Current Liabilities	101,100	-	-

For K.S.S.GANGADHAR & CO.,
Chartered Accountants
FRN: 008692S

K.S.S.GANGADHAR
Partner
M. No.: 029100


Place : Hyderabad
Date : 24.05.2017



For and on behalf of the Board

(YERRAM VIJAY KUMAR)
DIRECTOR
DIN : 00051806

JAYANTI RAZVI AHMED
DIRECTOR
DIN : 03471661



VASAVI PDL VENTURES PRIVATE LIMITED

CIN : U45309TG2016PTC112697

Notes to the Financial Statements**Note 5: Equity Share capital****i. Authorised**

Equity shares of ` 10 each

As at 31 March, 2017	As at 31 March, 2016	As at 1 April, 2015
Number	Number	Number
50,000	-	-
50,000	-	-

ii. Issued, subscribed and fully paid-up shares

Equity Shares of ` 10 each fully paid

50,000	-	-
50,000	-	-

(a) Reconciliation of number of shares outstanding

i. Shares outstanding at the beginning of the year

ii. Shares outstanding at the end of the year

-	-	-	-
50,000	500,000	-	-

(b) Terms/rights attached to equity shares

i. Each equity shareholder is entitled to one vote per share.

ii. Up on completion of Housing Board Project at Kukatpally and on receipt of Parsvnath Developers Limited Revenue Share(PDL), PDL agreed to transfer the equity shares of their share at Face value to the Vasavi Nirman Private Limited

(c) Details of shares held by each shareholders holding more than 5% shares

	As at 31 March, 2017		As at 31 March, 2016		As at 1 April, 2015
	Number	%	Number	%	Number % holding
Equity shares of ` 10 each fully paid					
Parsvnath Developers Ltd.	25,500	51.00%	-	0.00%	-
Vasavi Nirmaan Pvt Ltd	24,500	49.00%	-	0.00%	-
					0.00%

For K.S.S.GANGADHAR & CO.,

Chartered Accountants

FRN: 008692S

K.S.S.GANGADHAR

Partner

M. No.: 029100

For and on behalf of the Board

(YERRAM VIJAY KUMAR)


DIRECTOR

DIN : 00051806

JAYANTI RAZVI AHMED


DIRECTOR

DIN : 03471661



Place : Hyderabad

Date : 24.05.2017




VASAVI PDL VENTURES PRIVATE LIMITED
CIN U45309TG2016PTC112697
Notes to the Financial Statements

	<u>Year ended</u> <u>31 March, 2017</u>	<u>Year ended</u> <u>31 March, 2016</u>
<u>Note 10: Revenue fom Operations</u>		
Other Operating Income	-	-
	-	-
<u>Note 11: Other expenses</u>		
i. Fees and taxes	8,600	-
ii. Legal and professional charges	30,000	-
iii. Payment to auditors (see note 'i' below)	34,500	-
iv. Bank Charges	-	-
v. Other Expenses	28,939	-
	<u>102,039</u>	<u>-</u>
<u>Note 'i'</u>		
<u>Payment to auditors (exclusive of service tax)</u>		
Statutory audit fees	<u>34,500</u>	<u>-</u>
<u>Note 12: Earnings per share</u>		
i. Net profit for calculation of basic and diluted earnings per share	(102,039)	-
ii. Weighted average number of equity shares outstanding during the year	50,000	-
iii. Basic and diluted earnings per share	(2.04)	-
iv. Nominal value of equity shares	10	-

For K.S.S.GANGADHAR & CO.,
Chartered Accountants
FRN: 008692S

K.S.S.GANGADHAR
Partner
M. No.: 029100


Place : Hyderabad
Date : 24.05.2017



For and on behalf of the Board

(YERRAM VIJAY KUMAR)
DIRECTOR
DIN :00051806

JAYANTI RAZVI
DIRECTOR
DIN :03471661



VASAVI PDL VENTURES PRIVATE LIMITED
CIN U45309TG2016PTC112697
Notes forming part of the financial statements

Note 13: Related party disclosures

i. List of related parties

Companies having significant influence

- Parasnath Developers Ltd.
- Vasavi Nirmaan Pvt Ltd.

Note 14 :Details of Specified Bank Notes (SBN)

For the purposes of this note, the term 'Specified Bank Notes' shall have the same meaning provided in the notification of the Government of India, in the Ministry of Finance, Department of Economic Affairs number S.O. 3407(E), dated the 8 November, 2016.

Particulars	SBNs	Other denomination notes	Total
	Rs.	Rs.	Rs.
Closing Cash in hand as on 08.11.2016	-	600	600
(+) Amount withdrawn from bank	-	-	-
(+) Permitted receipts	-	6,000	6,000
(-) Permitted payments	-	4,939	4,939
(-) Amount deposited in bank	-	-	-
Closing Cash in hand as on 30.12.2016	-	1,661	1,661

Note 15: Reconciliation of equity and net profit/loss as reported under Indas and previous GAAP.

- a. Reconciliation of net profit /(loss) under previously applicable Generally Accepted Accounting Principles ("Previous GAAP") with the total comprehensive income as reported in these financial results prepared under Ind AS for the year ended 31 March 2017 is as below:

Since, the Company is incorporated and commenced its operations during the year; Not Applicable.

Particulars	Year ended 31.03.2017 (Rs.)
Net profit for the period/year under Indian GAAP	(102,039)
Adjustments	-
Net profit for the period/year under Ind AS	(102,039)

- b. Reconciliation of equity under Ind AS with equity reported under previous GAAP is as under:


Since, the Company is incorporated and commenced its operations during the year; Not Applicable.

Particulars	As at 31.03.2017 (Rs.)
Equity as per previous GAAP	-
Ind AS Adjustments	-
Equity as per Ind AS	-

For K.S.S.GANGADHAR & CO.,
Chartered Accountants
FRN: 008692S

K.S.S.GANGADHAR
Partner
M. No.: 029100


Place : Hyderabad



For and on behalf of the Board

(YERRAM VIJAY KUMAR)
DIRECTOR
DIN : 00051806

JAYANTI RAZVI AHMED
DIRECTOR
DIN : 03471661



Date : 24.05.2017

Note 16: Additional information to the financial statements

16.1 The Company has established internal financial control over financial reporting as required under Section 134(5) (e) of the Companies Act, 2013, including the design and implementation. These internal financial controls were operating effectively during the year.

16.2 Inventory generally comprises work -in-progress, which includes cost of land (if owned by the company) and other related overheads. There is no inventory as at 31.03.2017.

16.4 Comparatives as at 31 March, 2017

Since, the Company is incorporated and commenced its operations during the Financial year, comparatives need not be given.

For K.S.S.GANGADHAR & CO.,
Chartered Accountants
FRN: 008692S

K.S.S.GANGADHAR
Partner
M. No.: 029100

Place : Hyderabad
Date : 24.05.2017



For and on behalf of the Board

(YERRAM VIJAY KUMAR)
DIRECTOR
DIN : 00051806

JAYANTI RAZVI AHMED
DIRECTOR
DIN : 03471661

